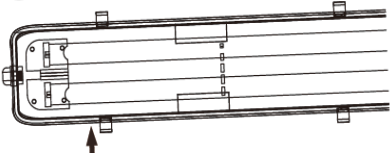

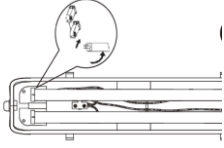


1	General information	Supplier's name or trade mark	INSPIRE
2		Supplier's address	ADEO Services, 135 rue Sadi Carnot - CS0001, 59790 RONCHIN
3		Model Identifier - Luminaire Supplier reference	F7118XV4
4		Light sources maker model	HT9321-12-4000K

Instructions on how to remove lighting control parts and/or non-lighting parts, if any, or how to switch them off or minimise their power consumption during light source testing

	Explanation of the step	Pictures	Tools
Step 1	OPEN THE CLIPS BY HANDS		NA
Step 2	OPEN THE LAMP COVER BY HANDS		NA
Step 3	TURN THE LED TUBE 90°, to remove the LED tube BY HANDS		NA
Step 4			
Step 5			
Step 6			
Step 7			
Step 8			

Step 9			
Step 10			