








PRODUCT INFORMATION SHEET (ANNEX 5)

Creation date (dd/mm/yyyy) : 2021/4/22
 Last update date (dd/mm/yyyy) : 2021/4/22

1	General information	Supplier's name or trade mark	INSPIRE	
2		Supplier's address	ADEO Services, 135 rue Sadi Carnot - CS0001, 59790 RONCHIN	
3		Model Identifier - Luminaire Supplier reference	S90555801CH-E2 S90555802CH-E2 S90555804ACH-E2	
4		Light sources maker model	DLB-0730-C	
5	Type of light source:	Lighting technology used:	LED	
6		Light source cap type (or other electric interface)	Lead wire	
6		Non-directional (NDLS) or directional (DLS):	NDLS	
7		Mains (MLS) or non-mains (NMLS):	MLS	
8		Connected light source (CLS):	no	
9		Colour-tuneable light source:	no	
10		Envelope:	no	
11		High luminance light source:	no	
12		Anti-glare shield:	no	
13	Dimmable:	no		
14	General product parameters:	Energy consumption in on-mode (kWh/1000 h) on	4.8kWh/1000h	
15		Energy efficiency class	E	
16		Useful luminous flux (Φ_{use}), indicating if it refers to the flux in a sphere (360°), in a wide cone (120°) or in a narrow cone (90°), expressed in Lm	630 Lm	
17		Correlated colour temperature, rounded to the nearest 100 K, or the range of correlated colour temperatures, rounded to the nearest 100 K, that can be set	3000 K	
18		On-mode power (P_{on}), expressed in W	4.8	W
19		Standby power (P_{stb}), expressed in W and rounded to the second decimal		W
20		Networked standby power (P_{net}) for CLS, expressed in W and rounded to the second decimal		W
21		Colour rendering index, rounded to the nearest integer, or the range of CRI-values that can be set	80	
22		Outer dimensions without separate control gear, lighting control parts and nonlighting control parts, if any (millimetre)		
		Height (mm)	60.00	mm
		Width (mm)	60.00	mm
		Depth (mm)		mm
23		Spectral power distribution in the range 250 nm to 800 nm, at full-load (insert picture of the spectral power distribution)		
24	Claim of equivalent power	yes		
25	If yes, equivalent power (W)	50	W	
26	Chromaticity coordinates (x and y)	X=0.4373, Y=0.4018		
27	Parameters for directional light sources:	Peak luminous intensity (cd)	cd	
28		Beam angle in degrees, or the range of beam angles that can be set	0	Degrees
29	Parameter for LED and OLED light sources:	R9 colour rendering index value R9	1	
30		Survival factor (>xx %)	0.00	%
31		Lumen maintenance factor (>xx %)	0.00	%
32	Parameters for LED and OLED mains lights sources:	displacement factor (cos ϕ)	1.0	
33		Colour consistency in McAdam ellipses	1.4	
34		Claims that an LED light source replaces a fluorescent light source without integrated ballast of a particular wattage.	-	
35		If yes then replacement claim (W)	0.0	W
36		Flicker metric (Pst LM)	0.0	
37	Stroboscopic effect metric (SVM)	0.0		

1	General information	Supplier's name or trade mark	INSPIRE
2		Supplier's address	ADEO Services, 135 rue Sadi Carnot - CS0001, 59790 RONCHIN
3		Model Identifier - Luminaire Supplier reference	S90555801CH-E2 S90555802CH-E2 S90555804ACH
4		Light sources maker model	DLB-0730-C

Instructions on how to remove lighting control parts and/or non-lighting parts, if any, or how to switch them off or minimise their power consumption during light source testing

	Explanation of the step	Pictures	Tools
Step 1	Unscrew the hexagonal screw and acrylic cover		Hexagon wrench
Step 2	Clean the glue at the welding wire of the light source		Small type screwdriver
Step 3	Remove the screws on the light board		cross screwdriver
Step 4	Remove the connection point between the wire and the light source with an electric soldering iron. After replacing the new light source, use tin wire and electric soldering iron to solder the wires, and apply an appropriate amount of thermal conductive glue to the solder joints.		electric soldering iron+lead free solder wire+ thermal conductivity silicone
Step 5	Install back the acrylic cover and tighten the hexagon socket screws		
Step 6			
Step 7			