






1	General information	Supplier's name or trade mark	INSPIRE		
2		Supplier's address	ADEO Services, 135 rue Sadi Carnot - CS0001, 59790 RONCHIN		
3		Model Identifier - Luminaire Supplier reference	Zhejiang Tai-G Photoelectric Technology Co., Ltd.		
4		Light sources maker model	LED W13-909MM-C-N;		
5	Type of light source:	Lighting technology used:	LED		
6		Light source cap type (or other electric interface)	/		
7		Non-directional (NDLS) or directional (DLS):	NDLS		
8		Mains (MLS) or non-mains (NMLS):	NMLS		
9		Connected light source (CLS):	no		
10		Colour-tuneable light source:	no		
11		Envelope:	no		
12		High luminance light source:	no		
13		Anti-glare shield:	no		
14		Dimmable:	no		
15	General product parameters:	Energy consumption in on-mode (kWh/1000 h)	9	KWh/1000h	
16		Energy efficiency class	E		
17		Useful luminous flux (Φ_{use}), indicating if it refers to the flux in a sphere (360°), in a wide cone (120°) or in a narrow cone (90°),	1250lm in sphere	Lm	
18		Correlated colour temperature, rounded to the nearest 100 K, or the range of correlated colour temperatures, rounded to the nearest 100 K,	4000	K	
19		On-mode power (P_{on}), expressed in W	8.8	W	
20		Standby power (P_{sb}), expressed in W and rounded to the second decimal		W	
21		Networked standby power (P_{net}) for CLS, expressed in W and rounded to the second decimal		W	
22		Colour rendering index, rounded to the nearest integer, or the range of CRI-values that can be set	80		
23		Outer dimensions without separate control gear, lighting control parts and nonlighting control parts, if any (millimetre)			
			Height (mm)	36.00	mm
			Width (mm)	900.00	mm
			Depth (mm)	23.00	mm
24		Spectral power distribution in the range 250 nm to 800 nm, at full-load (insert picture of the spectral power distribution)			
25	Claim of equivalent power	-			
26	If yes, equivalent power (W)	W			
27	Chromaticity coordinates (x and y)	0,380 0,380			
28	Parameters for directional light sources:	Peak luminous intensity (cd)	cd		
29		Beam angle in degrees, or the range of beam angles that can be set	Degrees		
30	Parameter for LED and OLED light sources:	R9 colour rendering index value			
31		Survival factor (>xx %)	90.00	%	
32		Lumen maintenance factor (>xx %)	93.10	%	
33	Parameters for LED and OLED mains lights sources:	displacement factor (cos ϕ 1)			
34		Colour consistency in McAdam ellipses	6,0		
35		Claims that an LED light source replaces a fluorescent light source without integrated ballast of a particular wattage.	-		
36		If yes then replacement claim (W)	W		
37		Flicker metric (Pst LM)			
38		Stroboscopic effect metric (SVM)			

1	General information	Supplier's name or trade mark	INSPIRE
2		Supplier's address	ADEO Services, 135 rue Sadi Carnot - CS0001, 59790 RONCHIN
3		Model Identifier - Luminaire Supplier reference	<i>Zhejiang Tai-G Photoelectric Technology Co., Ltd.</i>
4		Light sources maker model	<i>LED W13-349MM-C-N, LED W13-579MM-C-N, LED W13-909MM-C-N, LED W13-1209MM-C-N</i>

Instructions on how to remove lighting control parts and/or non-lighting parts, if any, or how to switch them off or minimise their power consumption during light source testing

	Explanation of the step	Pictures	Tools
Step 1	Open the end cap		Slotted screwdriver
Step 2	Cut the line between the light source and the drive		scissors
Step 3	Take out the light strip		By hand
Step 4	The light source is attached to the cover		By hand
Step 5			
Step 6			