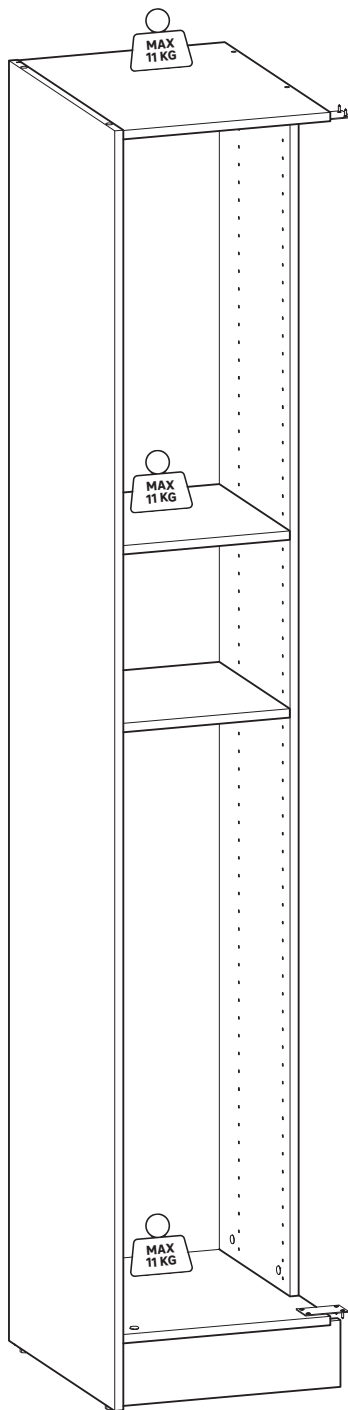


Spaceo



↑ 230,4	↔ 40
↙ 54	

N°12-2023/04-V9 (590084)

EVO'M

MADE IN FRANCE

FR	PLAN DE LA NOTICE
ES	Esquema del folleto
PT	Plano de instruções
IT	Piano delle istruzioni
EL	Σχέδιο οδηγιών
PL	Plan instrukcji
RO	Planul instrucțiunilor
EN	Overview of the guide

FR
IMPORTANT, à conserver pour consultation ultérieure : à lire attentivement

ES
IMPORTANTE, conservar para consultar posteriormente: leer atentamente

PT
IMPORTANTE, conservar para futuras consultas: por favor, leia com atenção


IT
IMPORTANTE, da conservare per ulteriore consultazione: da leggere attentamente

EL
ΣΗΜΑΝΤΙΚΟ, κρατήστε το για μελλοντική αναφορά. Διαβάστε το προσεκτικά

PL
WAŻNE, przeczytać uważnie i zachować na przyszłość

RO
IMPORTANT, a se pastra pentru consultarea ulterioara: citiți cu atenție

EN
IMPORTANT, to be retained for future reference: please read carefully

01	FR	Matériel	
	ES	Material	
	PT	Material	
	IT	Materiale	
	EL	Υλικό	
	PL	Materiał	
	RO	Material	
	EN	Equipment	

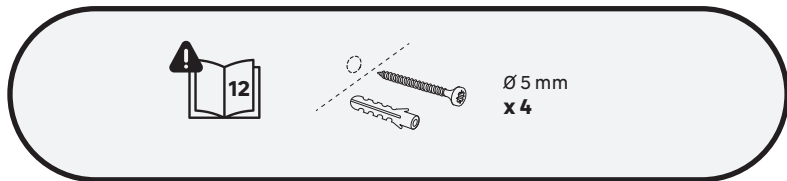
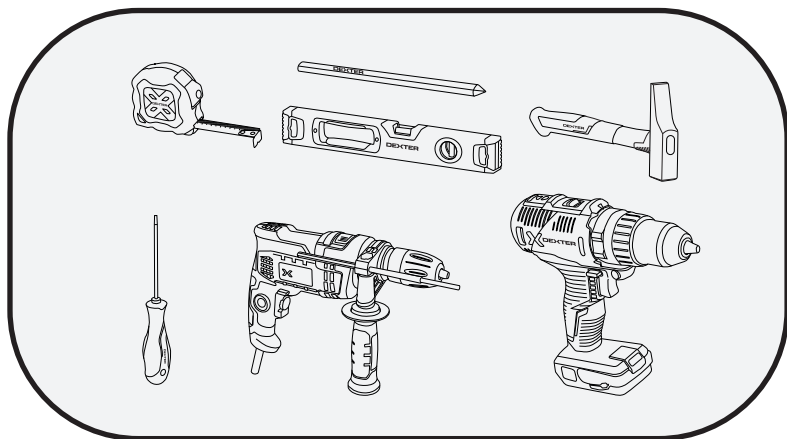
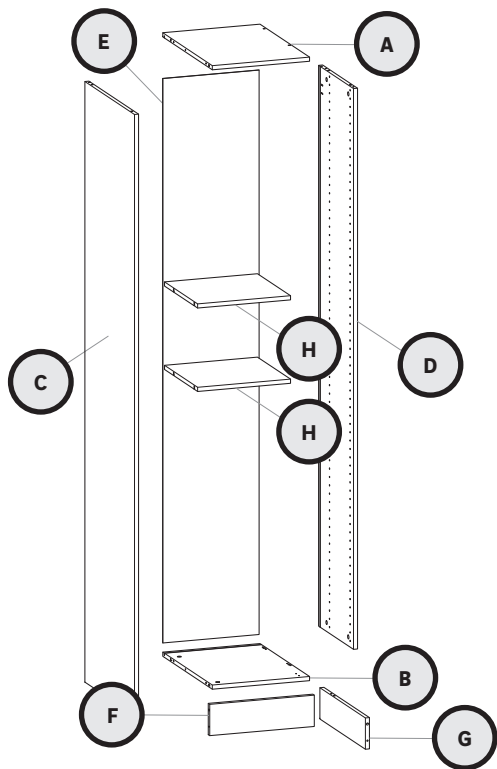
02	FR	Sécurité et entretien	
	ES	Seguridad y mantenimiento	
	PT	Segurança e manutenção	
	IT	Sicurezza e manutenzione	
	EL	Καθαρισμός και συντήρηση	
	PL	Bezpieczeństwo i konserwacja	
	RO	Siguranță și întreținere	
	EN	Safety and maintenance	

03	FR	Montage	
	ES	Montaje	
	PT	Montagem	
	IT	Montaggio	
	EL	Συναρμολόγηση	
	PL	Montaż	
	RO	Asamblare	
	EN	Assembly	

04	FR	Installation	
	ES	Instalación	
	PT	Instalação	
	IT	Installazione	
	EL	Εγκατάσταση	
	PL	Instalacja	
	RO	Instalare	
	EN	Installation	

01

MATÉRIEL
 FR Material
 ES Material
 PT Material
 IT Materiale
 EL Υλικό
 PL Materiał
 RO Material
 EN Equipment



50'

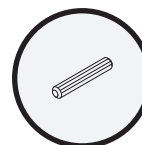
2



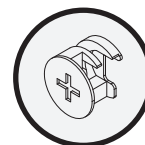
0001-0002
x 14



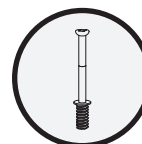
0002-0017
x 8



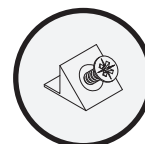
0002-0002
x 13



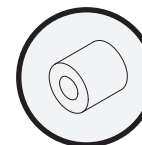
0002-0003
x 11



0002-0004
x 11



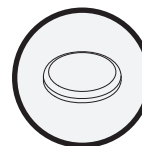
0002-0008
x 12



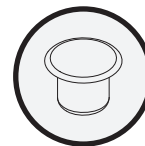
0008-0002
x 2



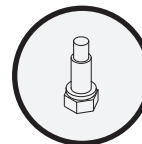
0002-0018
x 8



0005-0002
x 8



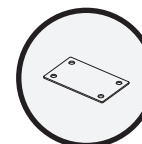
0005-0003
x 4



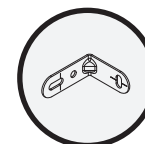
0006-0004
x 4



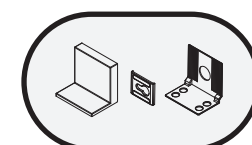
0001-0051
x 8



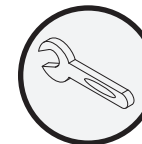
0009-0004
x 2



14020-01-900
x 3



0003-0009
x 2



0007-0002
x 1



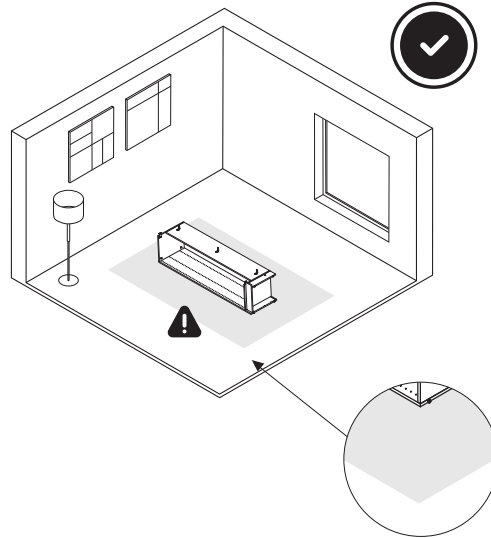
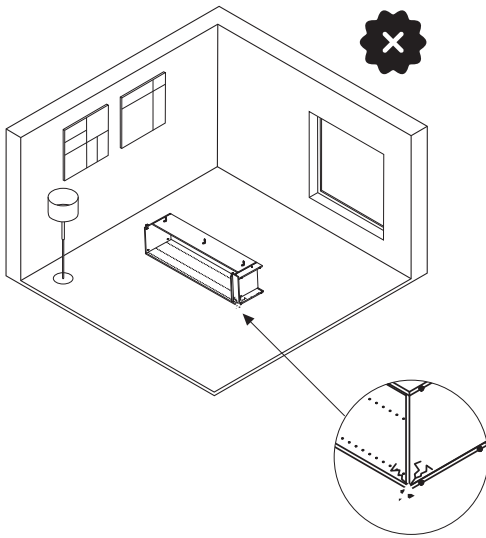
0001-0046
x 2

02

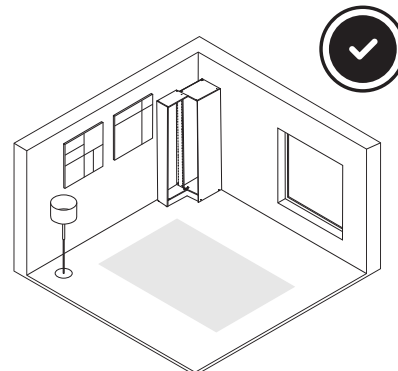
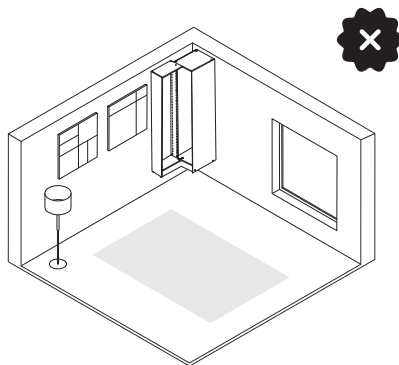

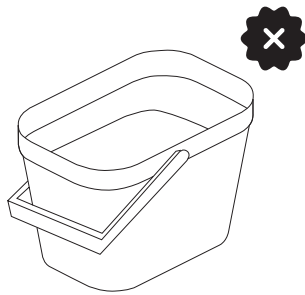
FR
ES
PT
IT
EL
PL
RO
EN

SÉCURITÉ ET ENTRETIEN

Seguridad y mantenimiento
Segurança e manutenção
Sicurezza e manutenzione
Καθαρισμός και συντήρηση
Bezpieczeństwo i konserwacja
Siguranță și întreținere
Safety and maintenance

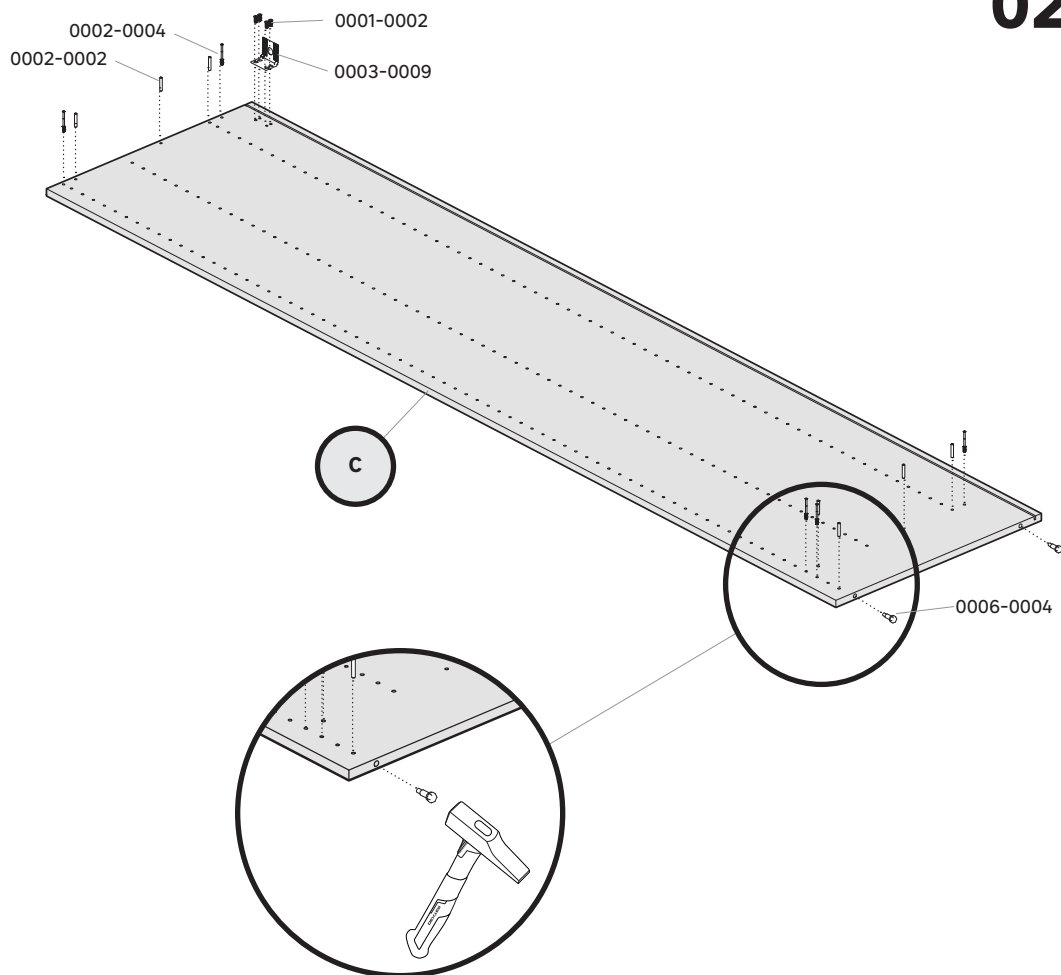
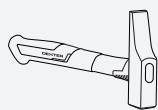
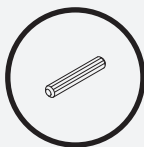
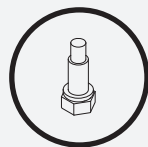
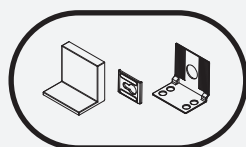
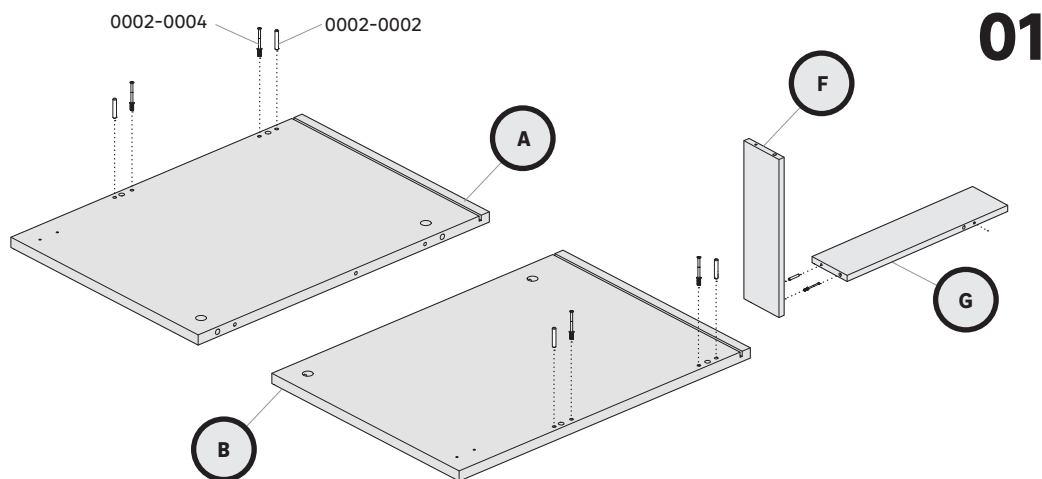
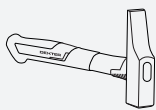


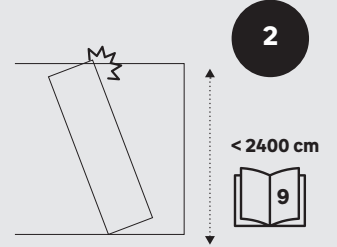
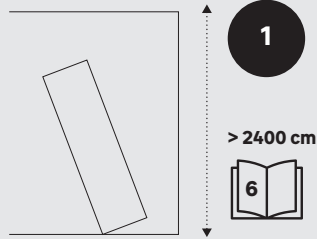
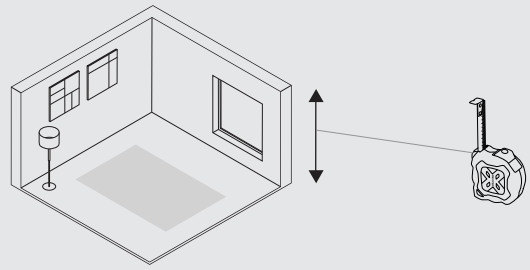
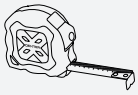
FR Protection pour montage
ES Protección para montaje
PT Proteção para montagem
IT Protezione per il montaggio
EL Προστασία για συναρμολόγηση
PL Bez listew przyrządowych
RO Protecție pentru asamblare
EN Protection for assembly



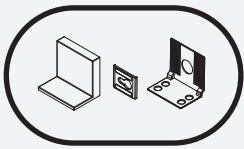
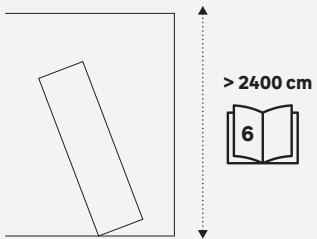
03

FR	MONTAGE
ES	Montaje
PT	Montagem
IT	Montaggio
EL	Συναρμολόγηση
PL	Montaż
RO	Asamblare
EN	Assembly





1



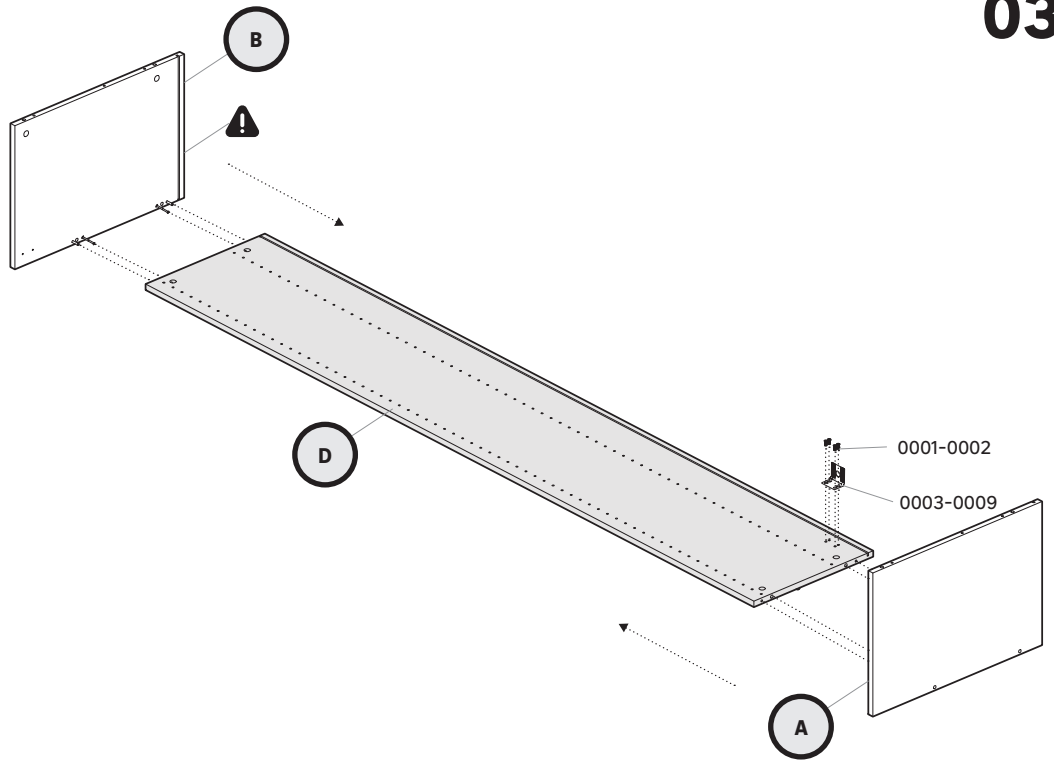
0003-0009
x1



0001-0002
x4



03



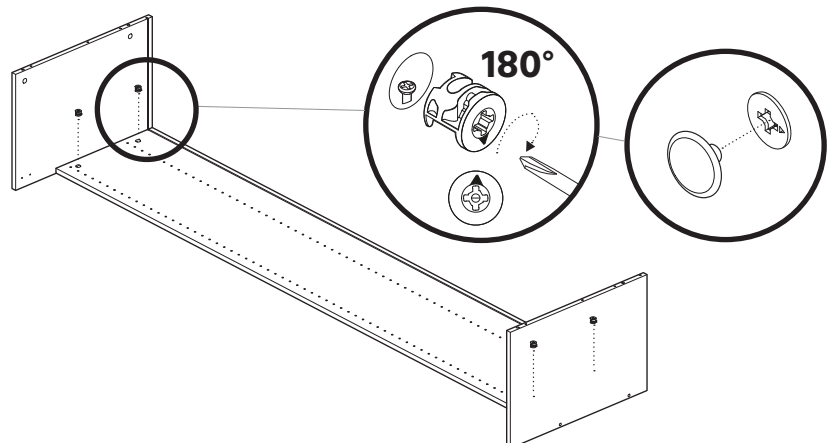
0002-0003
x4



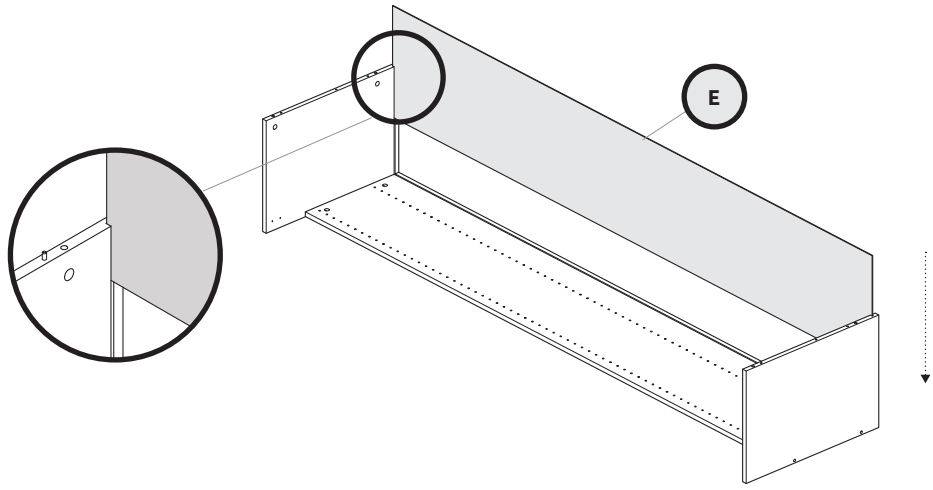
0005-0002
x4



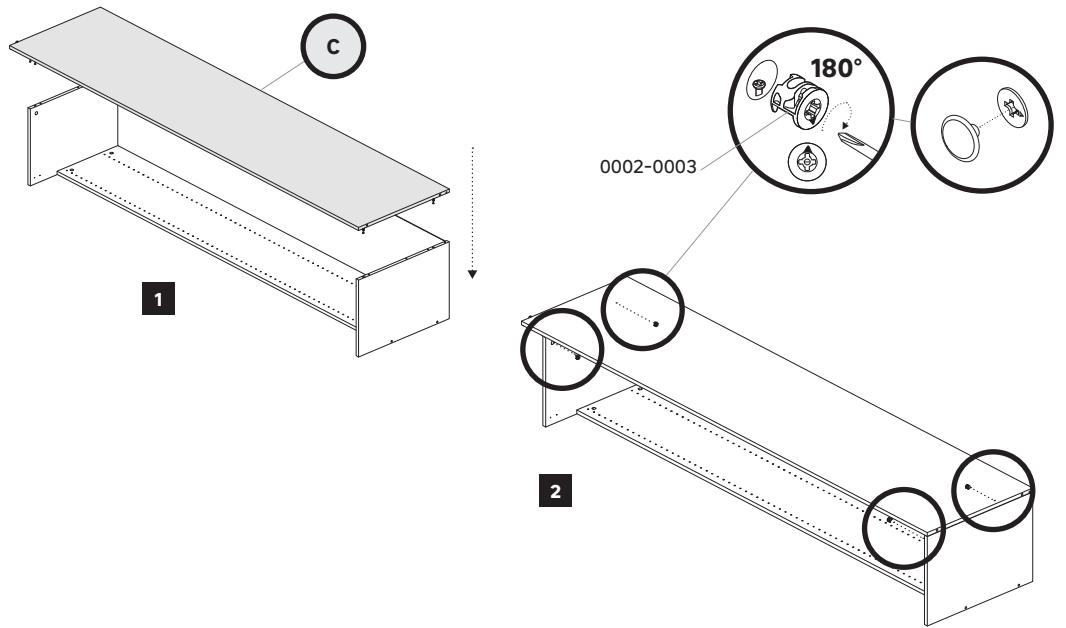
04



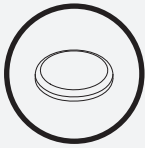
05



06



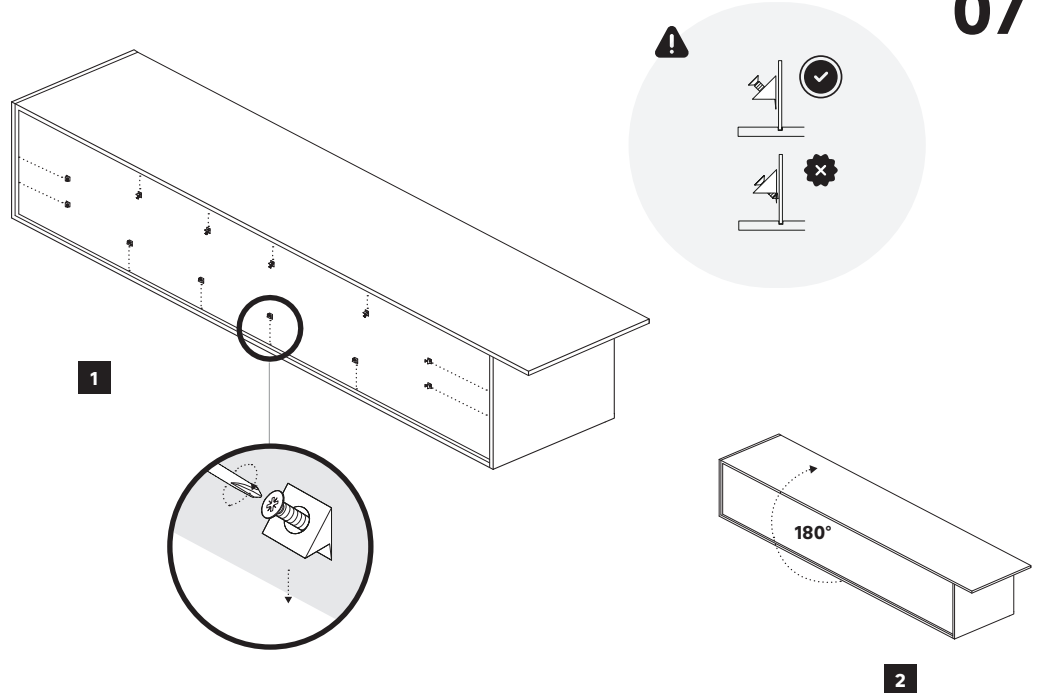
0002-0003
x4



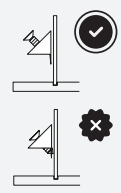
0005-0002
x4



07



0002-0008
x12



2



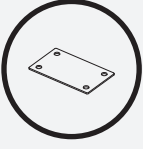
0001-0002
x 3



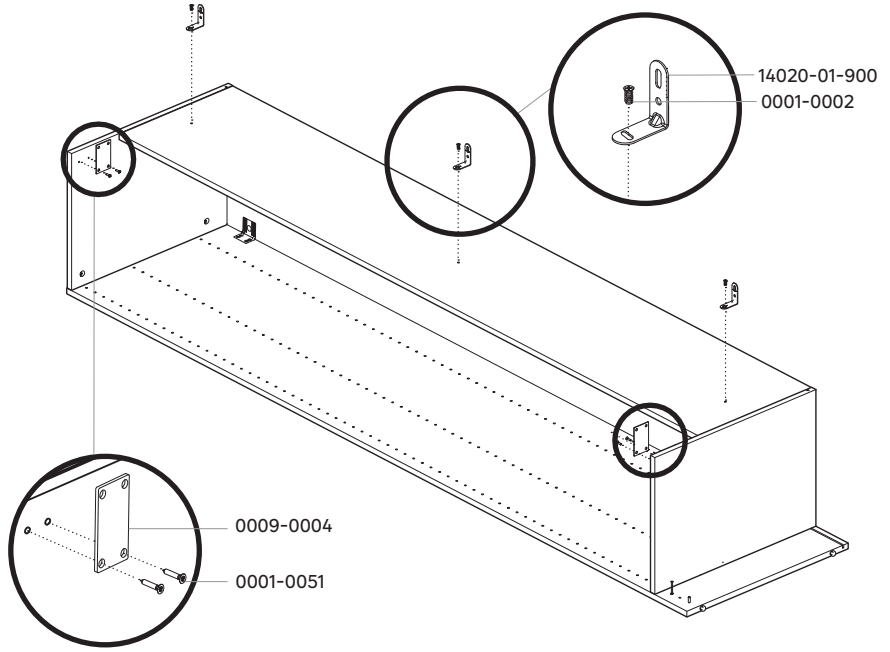
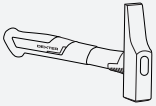
14020-01-900
x 3



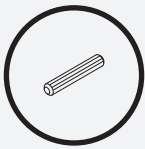
0001-0051
x 4



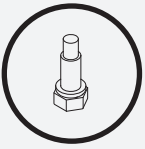
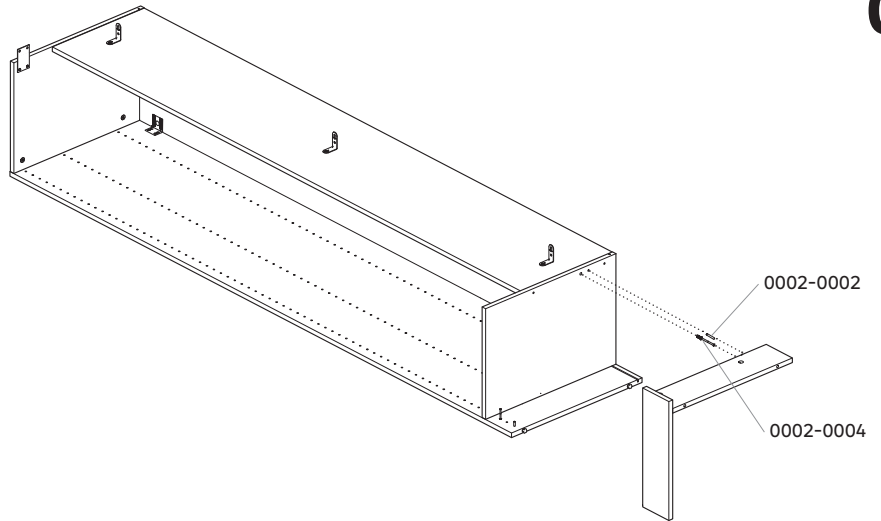
0009-0004
x 2



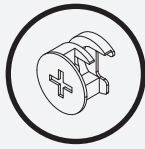
0002-0004
x 1



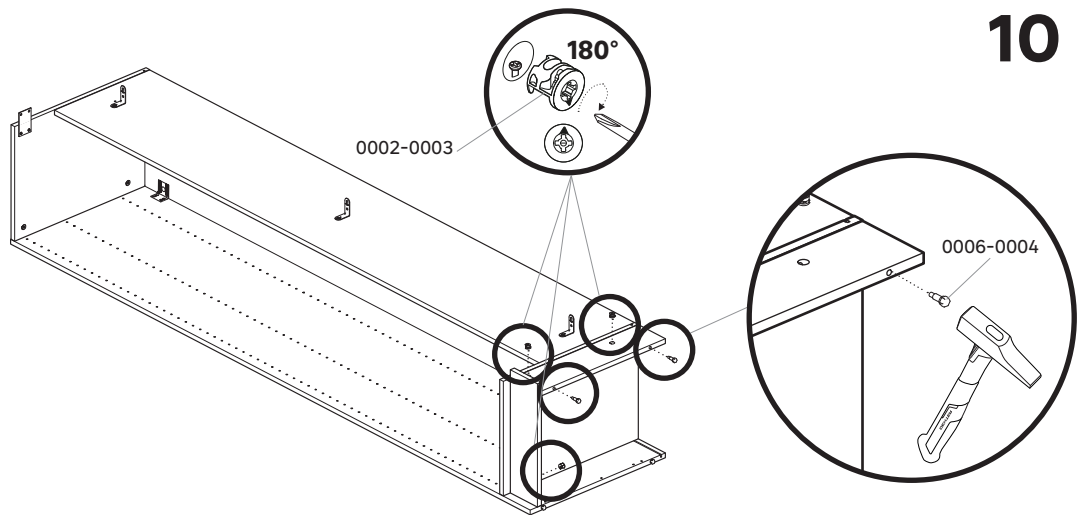
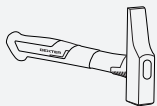
0002-0002
x 1



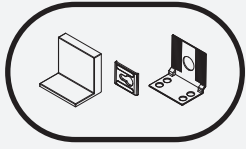
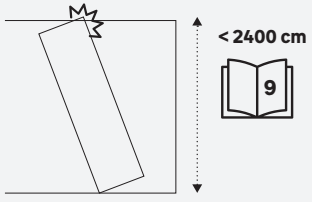
0006-0004
x 2



0002-0003
x 3



2

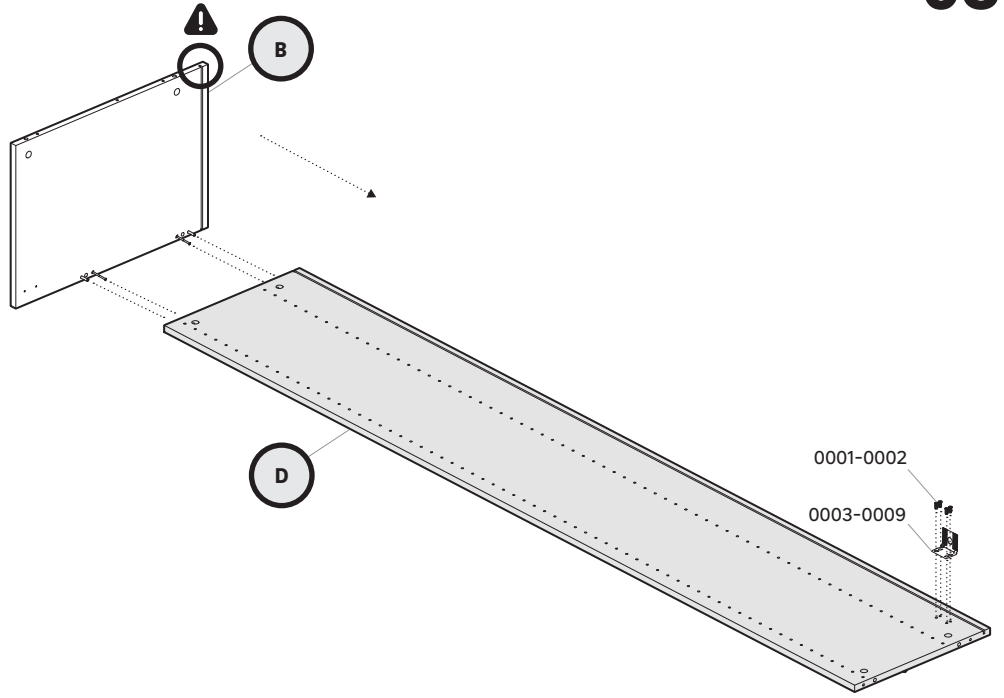


0003-0009
x1

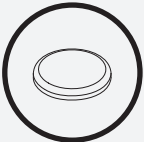


0001-0002
x4

03



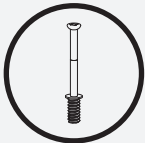
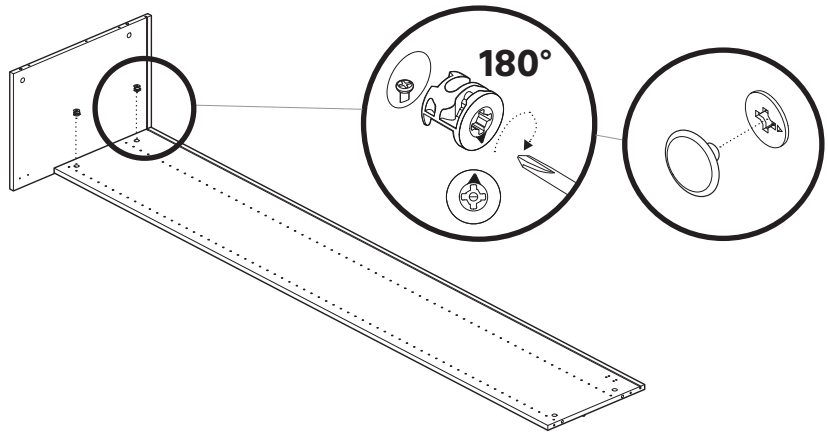
0002-0003
x2



0005-0002
x2



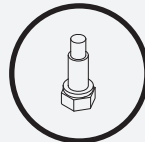
04



0002-0004
x1



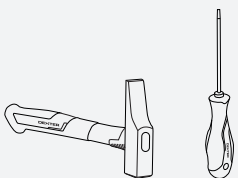
0002-0003
x2



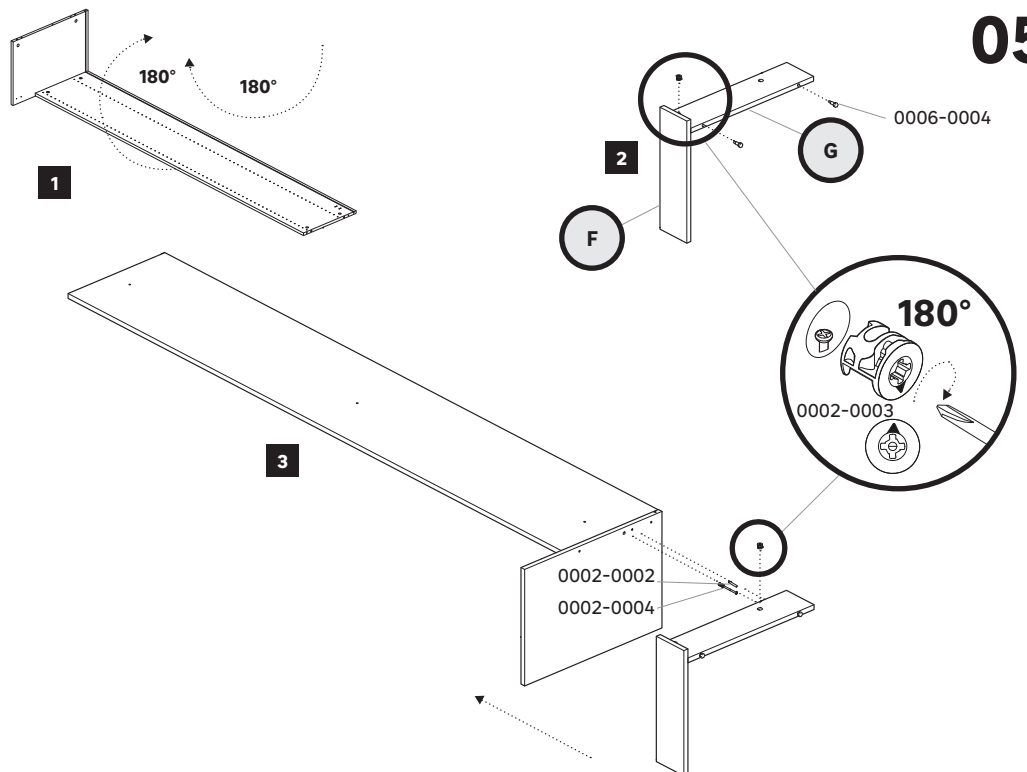
0006-0004
x2



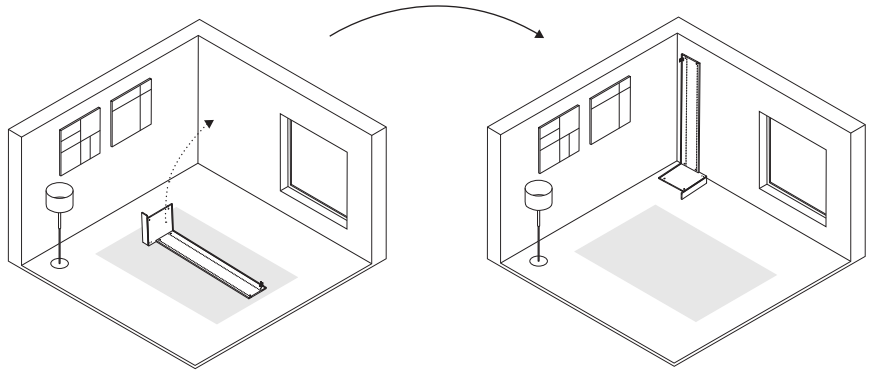
0002-0002
x1



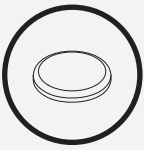
05



06



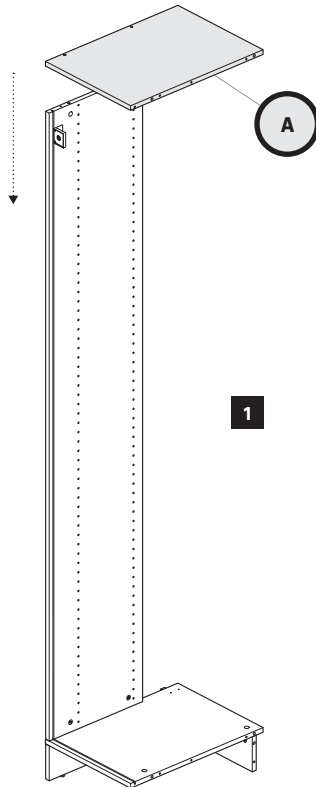
0002-0003
x 2



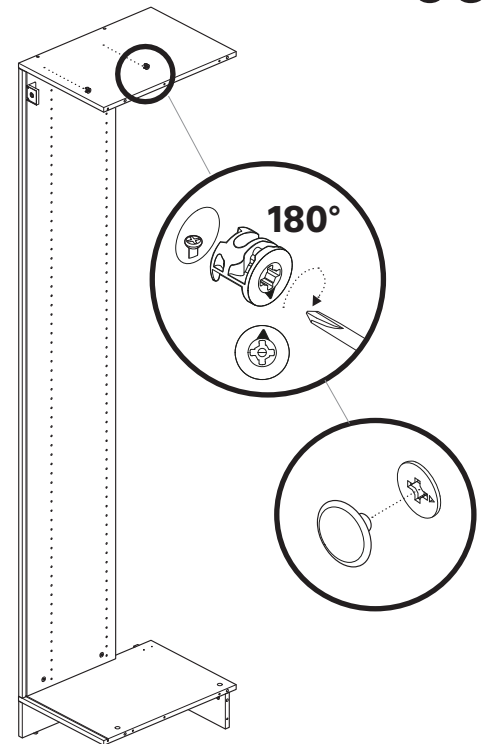
0005-0002
x 2



06

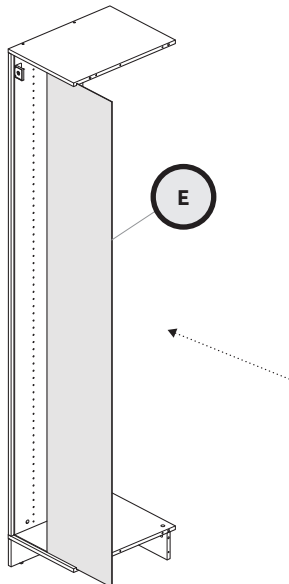


1



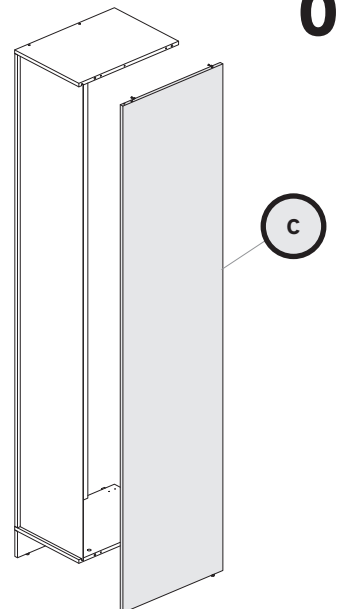
2

07



E

08



C



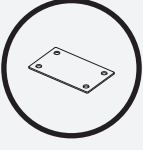
0001-0002
x 3



14020-01-900
x 3



0001-0051
x 4



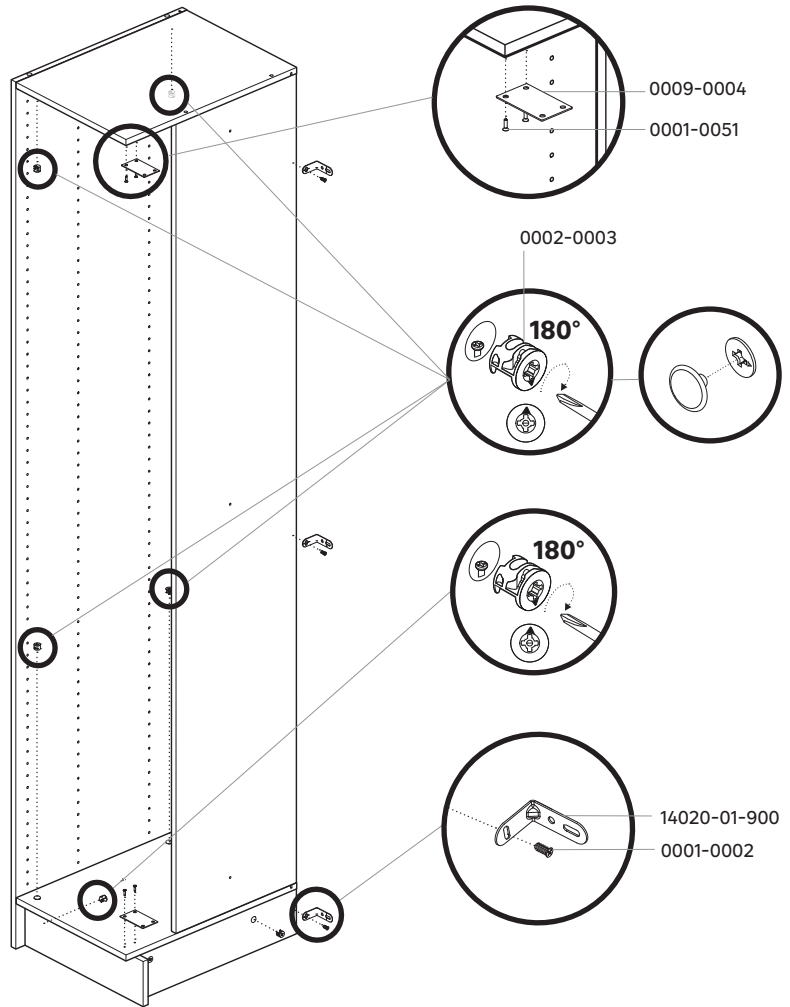
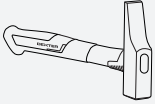
0009-0004
x 2



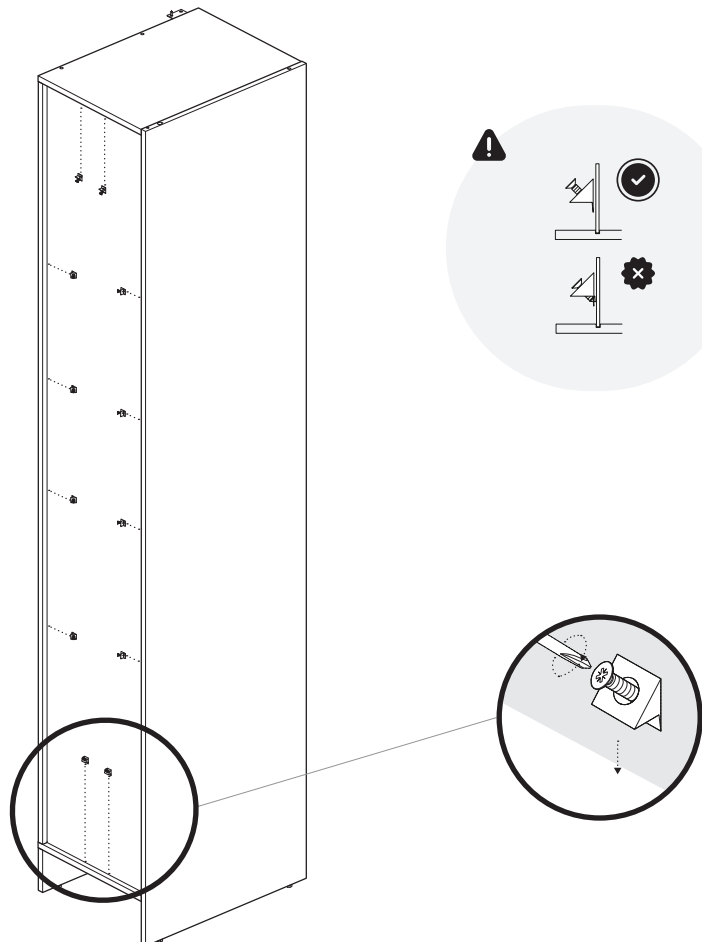
0002-0003
x 5



0005-0002
x 4



0002-0008
x 12

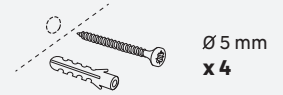


04

FR
ES
PT
IT
EL
PL
RO
EN

INSTALLATION

Instalación
Instalação
Installazione
Εγκατάσταση
Instalacja
Instalare
Installation



FR Avertissement

Pour éviter tout risque de basculement, ce meuble/cet objet doit être solidement fixé au mur. Vérifier la pertinence et la solidité du mur afin de s'assurer que le mur puisse supporter la charge du meuble/de l'objet et résister aux forces générées au niveau des fixations. Un montage mal effectué peut provoquer la chute du meuble/de l'objet et des blessures graves sur les personnes. En cas de doute concernant l'installation, demandez conseil à un vendeur spécialisé ou contactez un professionnel.

*Utiliser des vis, rondelles et chevilles adaptées au type de matériau de votre mur. Celles-ci ne sont pas incluses. Pour obtenir des conseils sur les vis et ferrures adaptées à votre mur, adressez-vous à un vendeur spécialisé.

ES Advertencia

Para evitar cualquier riesgo de que se vuelque, el mueble u objeto debe anclarse firmemente a la pared. Compruebe la adecuación y la solidez de la pared para asegurarse de que puede soportar el peso del mueble u objeto y resistir las fuerzas que se produzcan en las fijaciones. Un montaje inadecuado puede causar la caída del mueble u objeto y que se produzcan daños corporales. En caso de duda en relación a la instalación, pregunte a un vendedor especializado o recurra a un profesional.

*Utilice tornillos, arandelas y tacos adecuados para el material de la pared. El producto no incluye la tornillería ni los tacos de sujeción. Para saber cuáles son los elementos de fijación más adecuados para su pared, pregunte a un vendedor especializado.

PT Aviso

Para evitar qualquer risco de basculamento, este móvel/objeto deve ser fixo à parede de forma segura. Verifique a adequabilidade e solidez da parede para se certificar de que pode suportar a carga do móvel/objeto e resistir às forças aplicadas ao nível das fixações. Uma montagem mal feita pode originar a queda do móvel/objeto e provocar danos pessoais graves. Em caso de dúvida em relação à instalação, peça aconselhamento a um vendedor especializado ou contacte um profissional.

*Utilize parafusos, anilhas e buchas adaptadas ao tipo de material da sua parede. Estes elementos de fixação não estão incluídos. Para obter aconselhamento sobre os parafusos e ferragens adaptados à sua parede, consulte um vendedor especializado.

IT Attenzione

Per evitare un eventuale rischio di ribaltamento, il mobile/l'oggetto deve essere saldamente fissato alla parete. Verificare l'adeguatezza e la solidità della parete per essere sicuri che la stessa possa sopportare il carico del mobile/dell'oggetto e resistere alle forze generate a livello di fissaggi. Un montaggio non effettuato correttamente può provocare la caduta del mobile/dell'oggetto e lesioni gravi alle persone. In caso di dubbio circa l'installazione, rivolgetevi a un venditore specializzato o contattate un professionista.

*Utilizzare viti, rondelle e pernotti (non inclusi) adeguati al tipo di materiale della vostra parete. (non inclusi) Per informazioni su viti e ferramenta adatti alla vostra parete, rivolgetevi a un venditore specializzato.

EL Προειδοποίηση

Για την αποφυγή οποιουδήποτε κινδύνου ανατροπής, το έπιπλο/ αντικείμενο πρέπει να στερεώνεται σταθερά στον τοίχο. Βεβαιωθείτε για την καταλληλότητα και σταθερότητα του τοίχου, προκειμένου να διασφαλίσετε ότι μπορεί να υποστηρίξει το φορτίο του επίπλου/ αντικειμένου και να αντέξει στις δυνάμεις που δημιουργούνται στα σημεία των στηριγμάτων. Η κακή τοποθέτηση μπορεί να οδηγήσει σε πτώση του επίπλου/ αντικειμένου και σοβαρούς τραυματισμούς ατόμων. Σε περίπτωση αμφιβολίας σχετικά με την εγκατάσταση, ζητήστε συμβουλές από έναν εξειδικευμένο πωλητή ή καλέστε έναν επαγγελματία.

*Χρησιμοποιήστε κατάλληλες βίδες, ροδέλες και ούπα ανάλογα με το υλικό της τοιχοποιίας σας. Τα υλικά αυτά δεν περιλαμβάνονται. Για συμβουλές σχετικά με τις βίδες και τα μεταλλικά στηρίγματα που ενδείκνυνται για τον τοίχο σας, απευθυνθείτε σε έναν εξειδικευμένο πωλητή.

PL Ostrzeżenie

Aby uniknąć ryzyka przewrócenia, mebel/produkt musi zostać solidnie przymocowany do ściany. Sprawdź, czy ściana jest odpowiednia i solidna, aby mieć pewność, że jest w stanie utrzymać obciążenie mebla/produktu i siły na poziomie mocowań. Nieprawidłowo wykonany montaż może spowodować upadek mebla/produktu prowadzący do poważnych obrażeń ciała. W razie wątpliwości dotyczących montażu, należy zasięgnąć porady u kompetentnego sprzedawcy lub skontaktować się z fachowcem.

*Użyj śrub, podkładek i kotków odpowiednich do rodzaju ściany. Elementy te nie są dołączone do zestawu. Aby zasięgnąć porady na temat odpowiednich śrub i okuć należy skontaktować się z kompetentnym sprzedawcą.

RO Avertizare

Pentru a evita orice risc de basculare, această mobilă/acest obiect trebuie fixat/ă bine de perete. Verificați rezistența și soliditatea peretelui, pentru a vă asigura că acesta poate suporta greutatea mobilei/obiectului și poate rezista forțelor generate la nivelul dispozitivelor de fixare. Montarea efectuată greșit poate determina căderea mobilei/obiectului și vătămarea gravă a persoanelor. În caz de dubii privind instalarea, cereți sfatul unui comerciant specializat sau contactați un profesionist.

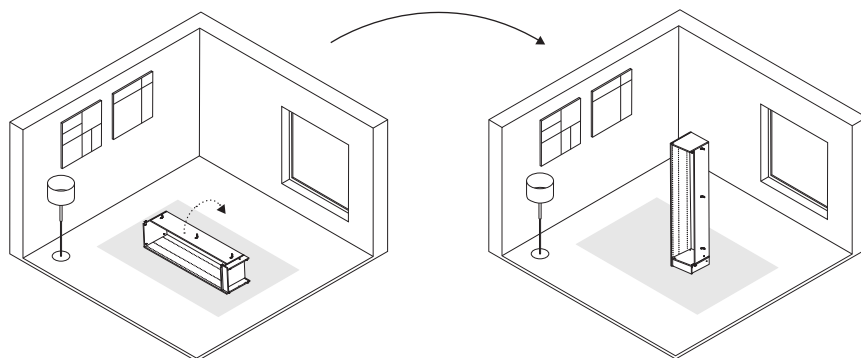
*Utilizați șuruburi, șaibe și dibluri adaptate tipului de material a peretelui. Acestea nu sunt incluse. Pentru a obține recomandări privind șuruburile și piesele adaptate peretelui dvs., adresați-vă unui comerciant specializat.

EN Warning

EN_WARNING:

To avoid any risk of toppling, this furniture item/object must be securely attached to the wall. Check the suitability and the strength of the wall to ensure that the wall can bear the load of the furniture/object and withstand the forces put on the securing elements. Improper installation can result in the furniture/object falling and cause serious injuries to people. In case of a doubt regarding the installation, ask for advice from a specialised sales assistant or contact a professional.

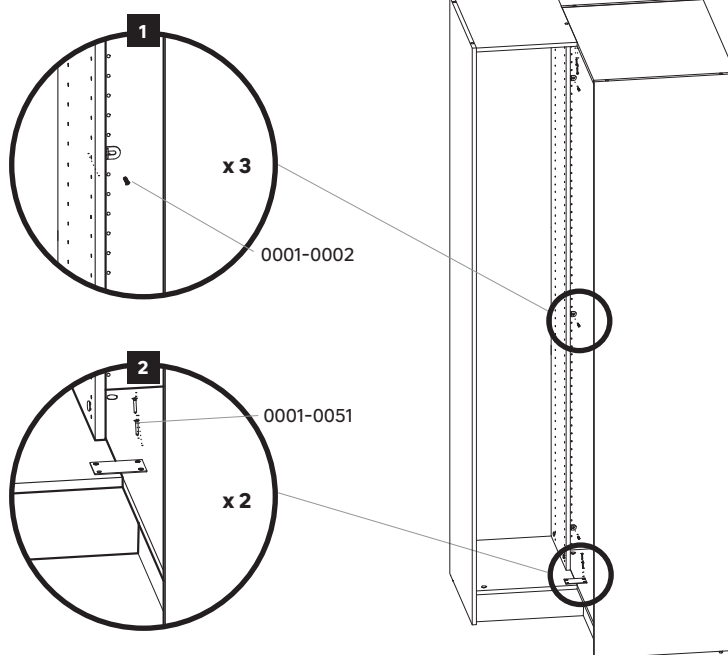
*Use screws, washers and plugs suited to the type of material of your wall. These are not included. To obtain advice on the screws and fittings suited to your wall, ask a specialised sales assistant.



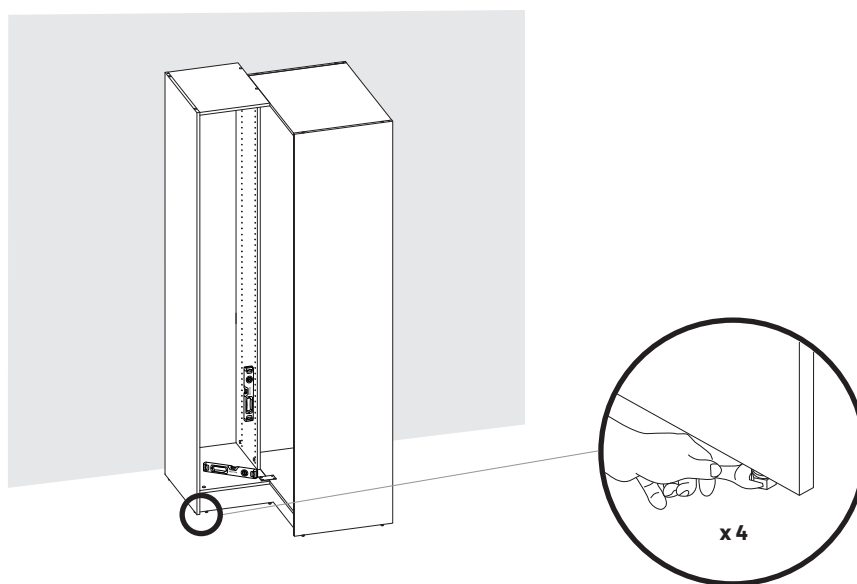
0001-0051
x 4

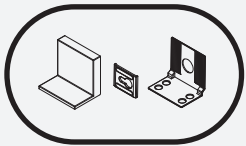


0001-0002
x 3

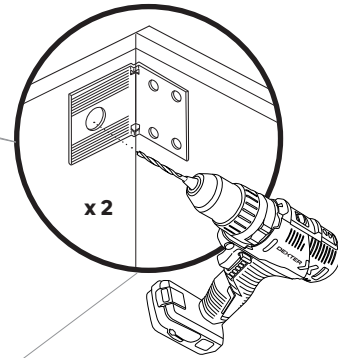
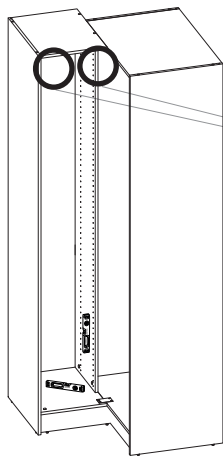
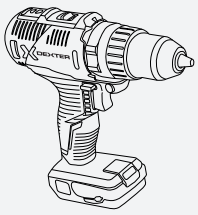


0007-0002
x 1

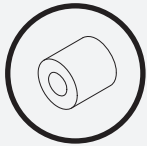
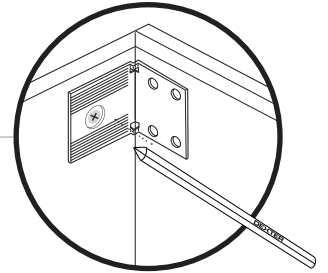
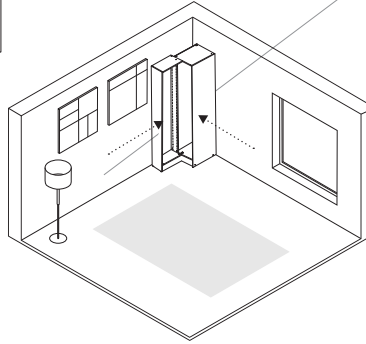




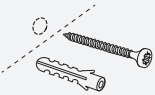
0003-0009
x 2



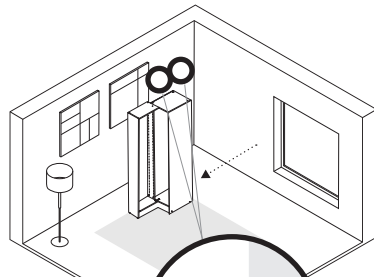
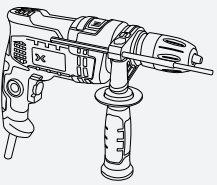
14



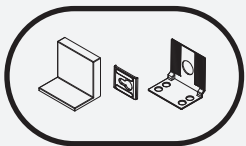
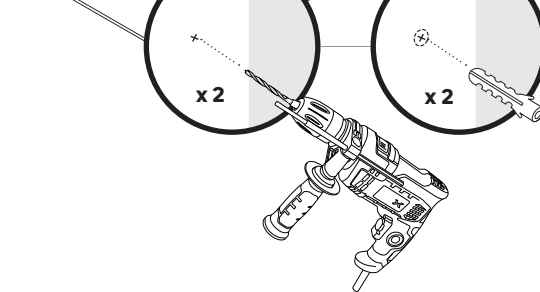
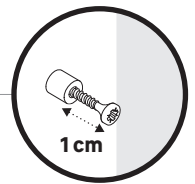
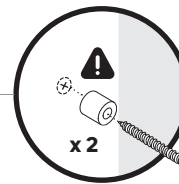
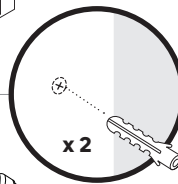
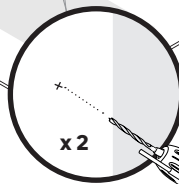
0008-0002
x 2



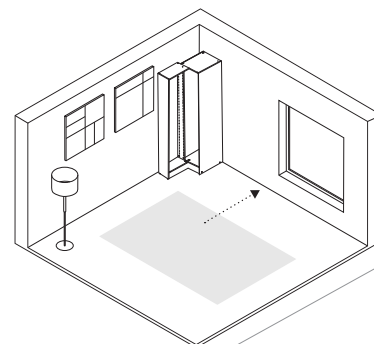
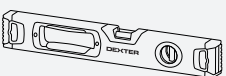
Ø 5 mm
x 4



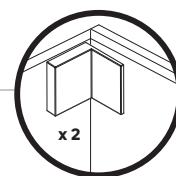
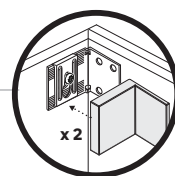
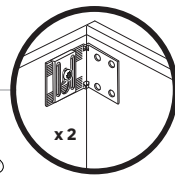
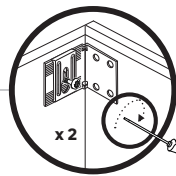
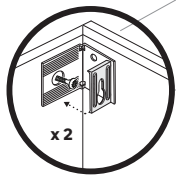
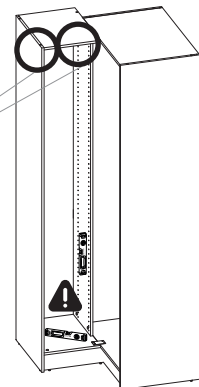
15



0003-0009
x 2

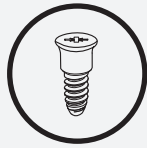


16





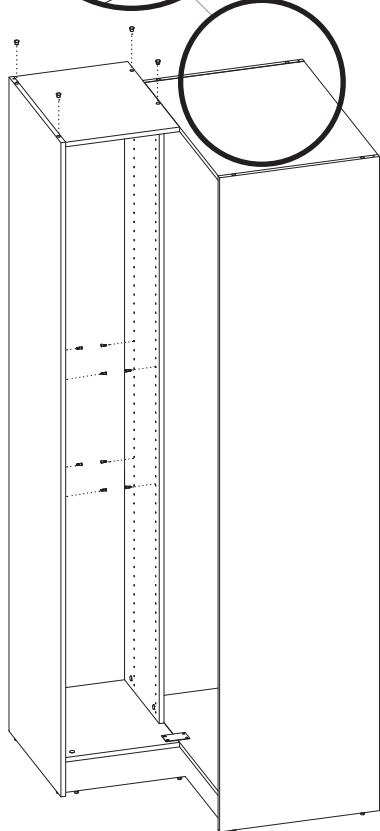
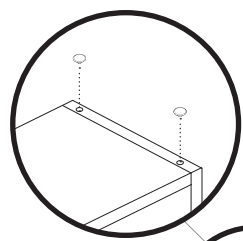
0005-0003
x 4



0002-0018
x 8



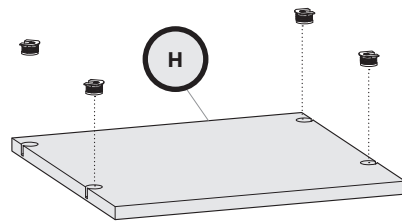
0002-0017
x 8



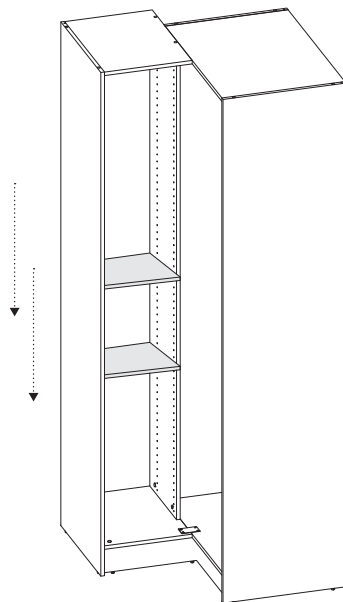
17

1

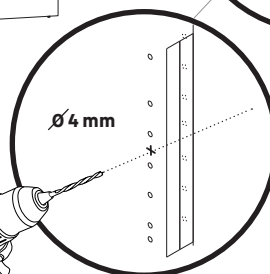
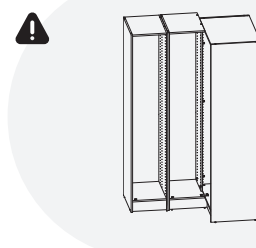
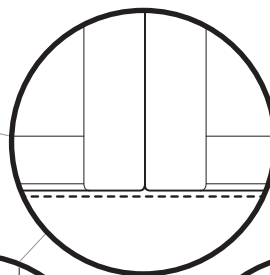
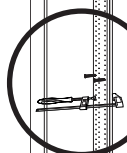
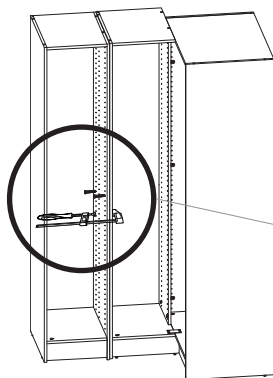
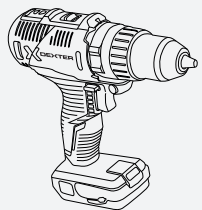
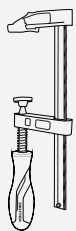
18



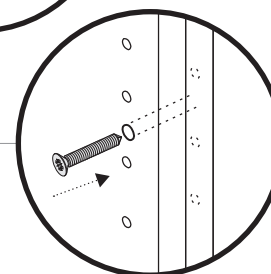
2



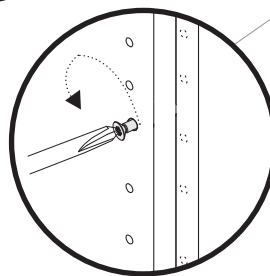
0001-0046
x 2



x 4



x 4



x 4



FR Ce meuble se recycle, s'il n'est plus utilisable, déposez-le en déchèterie. Notice à trier. Pour en savoir plus : www.quefairedemesdechets.fr



FR **Etiquette de traçabilité présente sur le produit.**
Référence à communiquer en cas de demande.

- ES** Este mueble se puede reciclar, si ya no te sirve, llévalo al centro de reciclaje.
- PT** Este móvel pode ser reciclado, se não for mais utilizável, leve-o ao centro de reciclagem.
- IT** Questo mobile può essere riciclato, se non è più utilizzabile portalo al centro di riciclaggio.
- EL** Αυτό το έπιπλο μπορεί να ανακυκλωθεί, αν δεν είναι πλέον χρησιμοποιήσιμο, μεταφέρετέ το στο έντρο ανακύκλωσης.
- PL** Ten mebel można poddać recyklingowi, jeśli nie nadaje się już do użytku, zanieś go do centrum recyklingu.
- RO** Această piesă de mobilier poate fi reciclată, dacă nu mai este utilizabilă, duceți-o la centrul de reciclare.
- EN** This piece of furniture can be recycled, if it is no longer usable, take it to the recycling center.

- ES** Etiqueta de trazabilidad presente en el producto. Referencia a comunicar en caso de solicitud.
- PT** Etiqueta de rastreabilidade presente no produto. Referência a ser comunicada em caso de solicitação.
- IT** Etichetta di tracciabilità presente sul prodotto. Riferimento da comunicare in caso di richiesta.
- EL** Ετικέτα ιχνηλασιμότητας που υπάρχει στο προϊόν. Παραπομπή που πρέπει να κοινοποιείται σε περίπτωση αιτήματος.
- PL** Etykieta identyfikowalności obecna na produkcie. Odniesienie do przekazania w przypadku wniosku.
- RO** Eticheta de trasabilitate prezenta pe produs. Referinta de comunicat in caz de solicitare.
- EN** Traceability label present on the product. Reference to be communicated in case of request.

15
YEAR
Guarantee*

- FR** **Garantie 15 ans**
- ES** Garantía 15 años
- PT** Garantia 15 anos
- IT** Garanzia 15 anni
- EL** Εγγύηση 15 ετών
- PL** Gwarancja 15 lata
- RO** Garanție 15 ani
- EN** 15 years warranty

Imported by Adeo South Africa (PTY) LTD T/A Leroy Merlin, Hosted in Leroy Merlin Fourways Store, 35 Roos Street, Witkoppen Ext 97, Sandton, 2191 Johannesburg, Gauteng, South Africa. Tel: +27 10 493 8000 Email: contact@leroymerlin.co.za

Adeo Services

135, rue Sadi Carnot
CS 00001
59790 Ronchin - France

