






1	General information	Supplier's name or trade mark	INSPIRE
2		Supplier's address	ADEO Services, 135 rue Sadi Carnot - CS0001, 59790 RONCHIN
3		Model Identifier - Luminaire Supplier reference	7218003125
4		Light sources maker model	7218003125M

Instructions on how to remove lighting control parts and/or non-lighting parts, if any, or how to switch them off or minimise their power consumption during light source testing

	Explanation of the step	Pictures	Tools
Step 1	Unscrew the screws with a cross screwdriver and take out the lamp post		Screwdriver - Crosshead
Step 2	Take out the screw silicone plug cover, unscrew the screws with a cross screwdriver, and take out the diffuser		Screwdriver - Crosshead
Step 3	Use a cross screwdriver to unscrew the screws and remove connector; Remove the ground wire; Use a slotted screwdriver to loosen the terminal screws and remove the connecting wire		Screwdriver - Crosshead
Step 4	Use a cross screwdriver to unscrew the screws, pull out the light-emitting panel, remove the connector, and take out the LED module and the driver module		Screwdriver - Crosshead
Step 5	LED module and driver module		
Step 6			
Step 7			
Step 8			