






1	General information	Supplier's name or trade mark	INSPIRE
2		Supplier's address	ADEO Services, 135 rue Sadi Carnot - CS0001, 59790 RONCHIN
3		Model Identifier - Luminaire Supplier reference	WE29211H91 - WH
4		Light sources maker model	664#

Instructions on how to remove lighting control parts and/or non-lighting parts, if any, or how to switch them off or minimise their power consumption during light source testing

	Explanation of the step	Pictures	Tools
Step 1	Loosen the screws with a screwdriver		screwdriver
Step 2	The screwdriver removes the plastic cover		screwdriver
Step 3	Remove plastic cover		hand
Step 4	Remove the terminal		scissors
Step 5	The LED module is fixed to the aluminum radiator		hand
Step 6	Light source for SLR testing		hand
Step 7			
Step 8			
Step 9			