




General information	1	Supplier's name or trade mark	KOE Lighting Ltd.
	2	Supplier's address	25, Hejing Rd., Dongsha, Liwan District, Guangzhou, China
	3	Model Identifier - Luminaire Supplier reference	H3-DT15B MWH NW CLA
	4	Light sources maker model	13ASA-M450A-Q1-04

Instructions on how to remove lighting control parts and/or non-lighting parts, if any, or how to switch them off or minimise their power consumption during light source testing

	Explanation of the step	Pictures	Tools
Step 1	A whole set of product: Ring+Bulb+Lampholder		
Step 2	Turn the back of the bulb to remove the lampholder		
Step 3	The inner ring of the lamp ring is rotated and removed, and the bulb is taken out.		
Step 4			
Step 5			
Step 6			
Step 7			