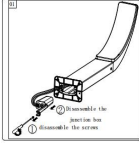
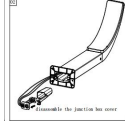
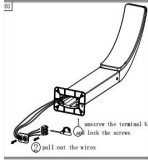
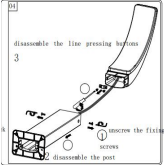
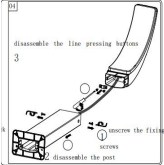
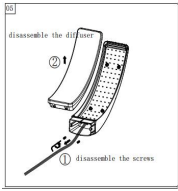

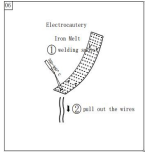


1	General information	Supplier's name or trade mark	INSPIRE
2		Supplier's address	ADEO Services, 135 rue Sadi Carnot - CS0001, 59790 RONCHIN
3		Model Identifier - Luminaire Supplier reference	G18082(56)WH
4		Light sources maker model	G18082-FGL-MZ

Instructions on how to remove lighting control parts and/or non-lighting parts, if any, or how to switch them off or minimise their power consumption during light source testing

	Explanation of the step	Pictures	Tools
Step 1	Disassemble the fixing screws		by hand
Step 2	Disassemble the junction box		by hand
Step 3	Disassemble the junction box cover		by hand
Step 4	Unscrew the terminal block and lock the screws		by hand
Step 5	Pull out the wires		by hand
Step 6	Disassemble the fixing screws		by hand
Step 7	disassemble the post		
Step 8	Disassemble the line pressing buttons		by hand
Step 9	Disassemble the fixing screws		by hand
Step 10	Disassemble the diffuser		by hand
Step 11	Disassemble the fixing screws		by hand
Step 12	Disassemble the module		by hand
Step 13	Electrocautery/iron melt/welding spots		by hand
Step 14	Pull out the wires		by hand