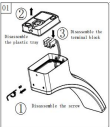
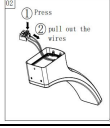
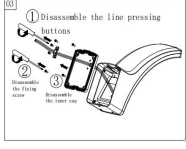
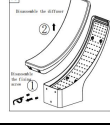
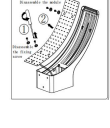
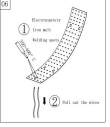


1	General information	Supplier's name or trade mark	INSPIRE
2		Supplier's address	ADEO Services, 135 rue Sadi Carnot - CS0001, 59790 RONCHIN
3		Model Identifier - Luminaire Supplier reference	G18082WH
4		Light sources maker model	G18082-FGL-MZ-2835-D

Instructions on how to remove lighting control parts and/or non-lighting parts, if any, or how to switch them off or minimise their power consumption during light source testing

	Explanation of the step	Pictures	Tools
Step 1	Disassemble the fixing screws		by hand
Step 2	Disassemble the plastic tray		by hand
Step 3	Disassemble the terminal block		by hand
Step 4	Press		by hand
Step 5	Pull out the wires		by hand
Step 6	Disassemble the line pressing buttons		by hand
Step 7	Disassemble the fixing screws		by hand
Step 8	Disassemble the inner cap		by hand
Step 9	Disassemble the fixing screws		by hand
Step 10	Disassemble the diffuser		by hand
Step 11	Disassemble the fixing screws		by hand
Step 12	Disassemble the module		by hand
Step 13	Electrocautery/iron melt/welding spots		by hand
Step 14	Pull out the wires		by hand