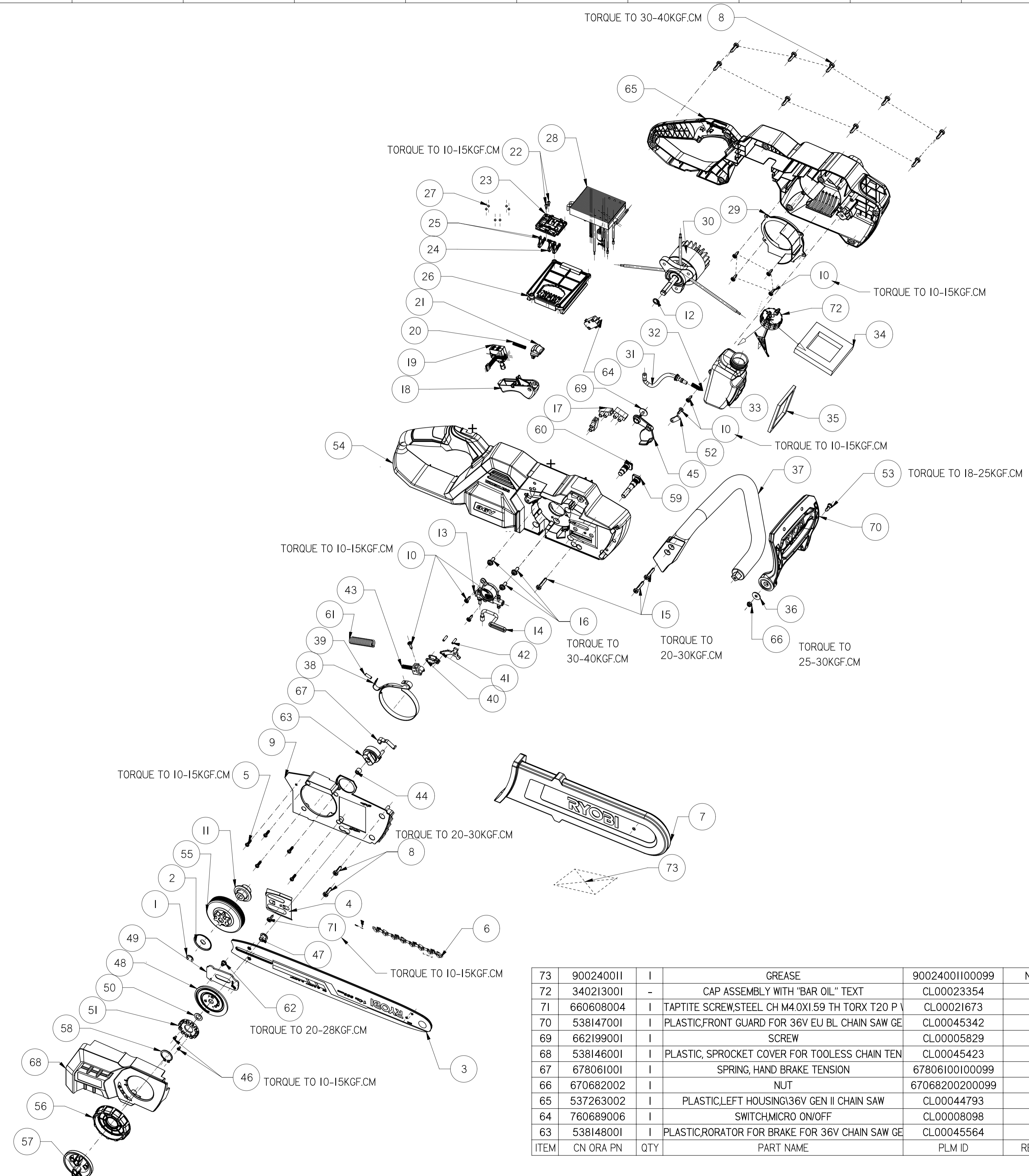


TOLERANCE FOR INJ. MOLD PLASTIC		
GB/T 14486 -- 2008 MODIFIED		
DIMENSION	MT5	
	a	b
RANGE		
>0-3	±0.10	±0.20
>3-6	±0.12	±0.22
>6-10	±0.14	±0.24
>10-14	±0.16	±0.26
>14-18	±0.19	±0.29
>18-24	±0.22	±0.32
>24-30	±0.25	±0.35
>30-40	±0.28	±0.38
>40-50	±0.32	±0.42
>50-65	±0.37	±0.47
>65-80	±0.43	±0.53
>80-100	±0.50	±0.60
>100-120	±0.57	±0.67
>120-140	±0.64	±0.74
>140-160	±0.72	±0.82
>160-180	±0.80	±0.90
>180-200	±0.88	±0.98
>200-225	±0.96	±1.06
>225-250	±1.05	±1.15
>250-280	±1.15	±1.25
>280-315	±1.25	±1.35
>315-355	±1.40	±1.50
>355-400	±1.55	±1.65
>400-450	±1.75	±1.85
>450-500	±1.95	±2.05
>500-630	±2.25	±2.35
>630-800	±2.80	±2.90
>800-1000	±3.45	±3.55
a. NOT ACROSS PARTING LINE		
b. ACROSS PARTING LINE		

REV	CHANGE DESCRIPTION	ZONE	ECN #	DATE	APV BY
A	DESIGN RELEASE		ECN-HFE012754	10/24/19 ORVILLE	PZG

PRELIMINARY



ITEM	CN	ORA	PN	QTY	PART NAME	PLM ID	REMARK
62	662114004	I			M SCREW,STEEL TH M4.0X0.7 BUH SLOT B		CL00022283
61	694415001	I			SPRING		CL00003893
60	636072001	I			REAR GUIDE PIN		CL00002095
59	660503007	I			BOLT		CL00020149
58	636317001	I			RETAINING RING		CL00005407
57	527411001	I			CHAIN TENSIONER ADJUSTMENT KNOB		CL00001879
56	527412002	I			PLASTIC,ASSISTANCE KNOB		CL00014171
55	612309002	I			3/8INCH PITCH SPROCKET WITH CLUTCH DRUM		CL00007979
54	537260002	I			PLASTIC, RIGHT HOUSING\36V GEN II CHAIN SAW		CL00044753
53	662113001	I			SCREW, TORX PSTS, 10-14 X 14.2MM - STEEL, WHITE ZI		CL00002845
52	538151001	I			PLASTIC,SEAL COVER FOR 36V CHAIN SAW GEN II		CL00047595
51	527674001	I			DRIVING GEAR FOR CHAIN TENSION		CL00001121
50	635324001	I			FLAT WASHER		CL00002093
49	635322002	I			STAMPING,FIXING PLATE FOR CHAIN TENSION		CL00027798
48	635323003	I			STAMPING,SLIDER FOR CHAIN TENSION		CL00027799
47	635325001	I			REVIT		CL00002043
46	662050001	2			SCREW, SFLHMS, M3 X 0.5 X 5 - STEEL, BLACK ZINC, L		CL00002853
45	538149001	I			PLASTIC,BRAKE SWITCH CONNECTOR FOR 36V CHAIN S		CL00047594
44	678602001	I			INSERT		67860200100099
43	518754001	I			BRAKE SPRING GUIDE		51875400100099
42	671099001	2			PIN, SPRING		67109900100099
41	636074001	I			HAND GUARD PIVOT		CL00002867
40	678058001	I			LINK, BAND		67805800100099
39	671095001	I			PIN		67109500100099
38	636071002	I			BRAKE BAND		CL00006313
37	537276001	I			PLASTIC,FRONT HANDLE\40V GEN II CHAIN SAW		CL00039564
36	638988001	I			WASHER		63898800100099
35	565151001	I			SEALING FORM PAD FOR 40V CHAIN SAW GEN II		CL00041918
34	565153001	I			SPONGE FILTER RING		CL00041916
33	580489002	I			PLASTIC,OIL TANK\RYOBI 36V CHAIN SAW		CL00046441
32	671090001	I			CONE SPRING		67109000100099
31	565070001	I			RUBBER, OIL TUBE INTAKE\40V GEN II CHAIN SAW		CL00040738
30	742089004	I			MOTOR,40V-DC #1000 \ TOPBAND		CL00040557
29	537280001	I			PLASTIC,VOLUTE COVER\40V GEN II CHAIN SAW		CL00040241
28	280787004	I			STANDARD BLDC PCBA CONTROLLER\36V\WITH BRAKE		CL00049703
27	900120011	I			SOLDER WIRE \ FREE LEAD Dia1.2mm		90012001100099
26	535110001	I			PLASTIC,36V COMMON FOOT		CL00030970
25	658139001	2			STAMPING, 40V BATTERY CONNECTION TERMINAL		CL00040720
24	658139002	I			STAMPING,40 BATTERY CONNECTION TERMINAL FOR C		CL00042798
23	532760002	I			PLASTIC,COMMOM FOOT COVER		CL00030998
22	660203001	2			ST SCREW		66020300100099
21	537275001	I			PLASTIC,LOCK OFF TRIGGER\40V GEN		CL00041141
20	694143001	I			SPRING		CL00001266
19	760579005	I			VARIABLE SIGNAL SWITCH,UL IA 12VDC		CL00037165
18	537267001	I			PLASTIC,TRIGGER\40V GEN II CHAIN SAW		CL00040408
17	900876003	3			TERMINAL BLOCK IPORT PA12HDS		CL00001030
16	662052002	3			SCREW, TORX FLANGE SHCS, M5 X 0.8 X 11 - STEEL, BL		CL00007309
15	662053002	3			SCREW		CL00002875
14	565069001	I			RUBBER, OIL TUBE OUTLET\40V GEN II CHAIN SAW		CL00040229
13	309516002	I			OIL PUMP \40 CHAIN SAW \ LOW COST \ 09050700IDG		CL00040138
12	658198001	I			FLAT WASHER,STEEL TH 10.1X13.2X1 mm \ OXIDE BLAC		CL00041576
11	537485001	I			PLASTIC, THE DRIVE OF THE 40V CHAIN SAW OIL PUMP		CL00039039
10	660608001	9			M4 SCREW		66060800100099
9	538153001	I			PLASTIC,BRAKE BAND COVER\36V BL CHAIN SAW GEN II		CL00044791
8	662051002	11			ST SCREW		CL00002874
7	580491001	I			BLOW MOLD ,BAR SCABBARD FOR 40V GEN II CHAIN SA		CL00040650
6	682006004	I			14" SAW CHAIN, P 0.375 PITCH		CL00020050
5	662083002	5			SCREW		CL00002877
4	635335001	I			STAMPING,PLATE,GUIDE BAR		CL00000931
3	314675002	I			14" BAR\3/8" PITCH\0.050" GAUGE\TRI-LINK WITH SIL		CL00049006
2	635367001	I			CAP WASHER TYPE A		CL00001457
1	636159001	I			E-RING		CL00003895

ITEM	CN	ORA	PN	QTY	PART NAME	PLM ID	REMARK
73	900240011	I			GREASE	90024001100099	NO 3D
72	340213001	-			CAP ASSEMBLY WITH "BAR OIL" TEXT	CL00023354	
71	660608004	I			TAPTITE SCREW,STEEL CH M4.0X1.59 TH TORX T20 P	CL00021673	
70	538147001	I			PLASTIC,FRONT GUARD FOR 36V EU BL CHAIN SAW GE	CL00045342	
69	662199001	I			SCREW	CL00005829	
68	538146001	I			PLASTIC, SPROCKET COVER FOR TOOLLESS CHAIN TEN	CL00045423	
67	678061001	I			SPRING, HAND BRAKE TENSION	67806100100099	
66	670682002	I			NUJ	67068200200099	
65	537263002	I			PLASTIC,LEFT HOUSING\36V GEN II CHAIN SAW	CL00044793	
64	760689006	I			SWITCH,MICRO ON/OFF	CL00008098	
63	538148001	I			PLASTIC,RORATOR FOR BRAKE FOR 36V CHAIN SAW GE	CL00045564	

NOTES:
 (M) 1. REFER TO COMPONENT DRAWING FOR INSPECTION CRITERIA
 2. SEE QUALITY ASSURANCE FOR ADDRESSING CRITICAL AND MAJOR DIMENSIONS
 TOTAL (C) THIS PAGE = 0
 TOTAL (M) THIS PAGE = 1

Techtronic Industries Co. Ltd.

CONFIDENTIAL

THIS DRAWING IN DESIGN AND DETAIL IS THE PROPERTY OF TECHTRONIC INDUSTRIES COMPANY LIMITED. ALL RIGHTS OF DESIGN OR INVENTION ARE RESERVED.

UNLESS OTHERWISE SPECIFIED DIMENSIONS ARE IN MILLIMETERS

3RD ANGLE PROJECTION

PART NAME: RYOBI 36V BRUSHLESS CHAINSAW BARE TOOL WITH LABELS1090456004

SC SAP PN: 107456004

WEIGHT & TOLERANCE

CAD TOOL: BU

SCALE: 1:3.5

SHEET: 1 OF 2

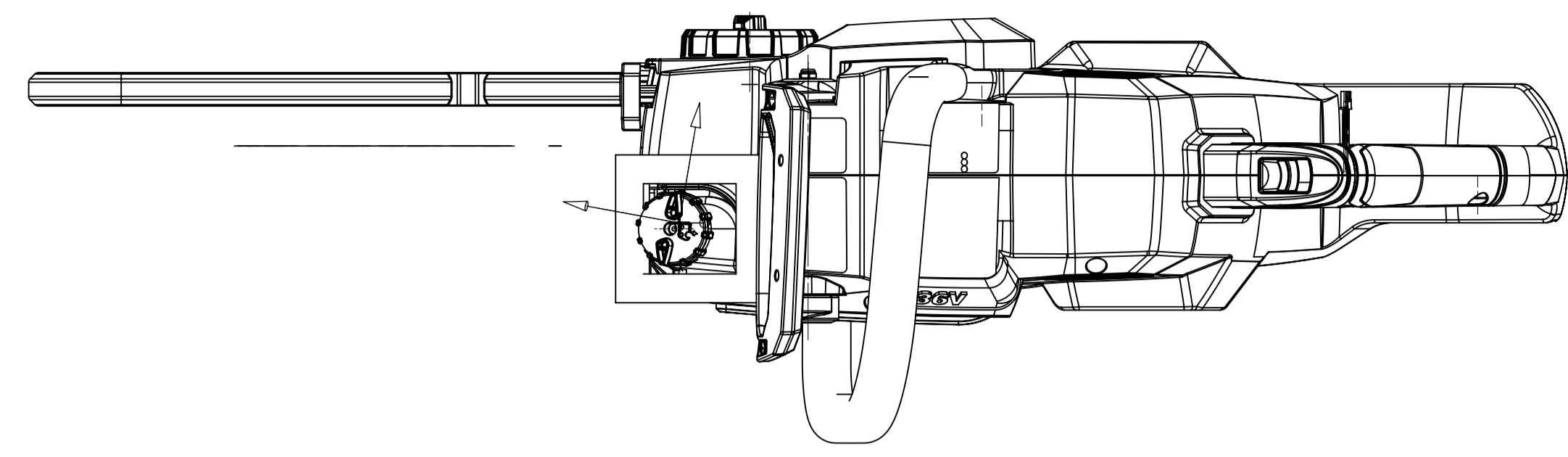
SIZE: AI

PLM ID: CL00057664

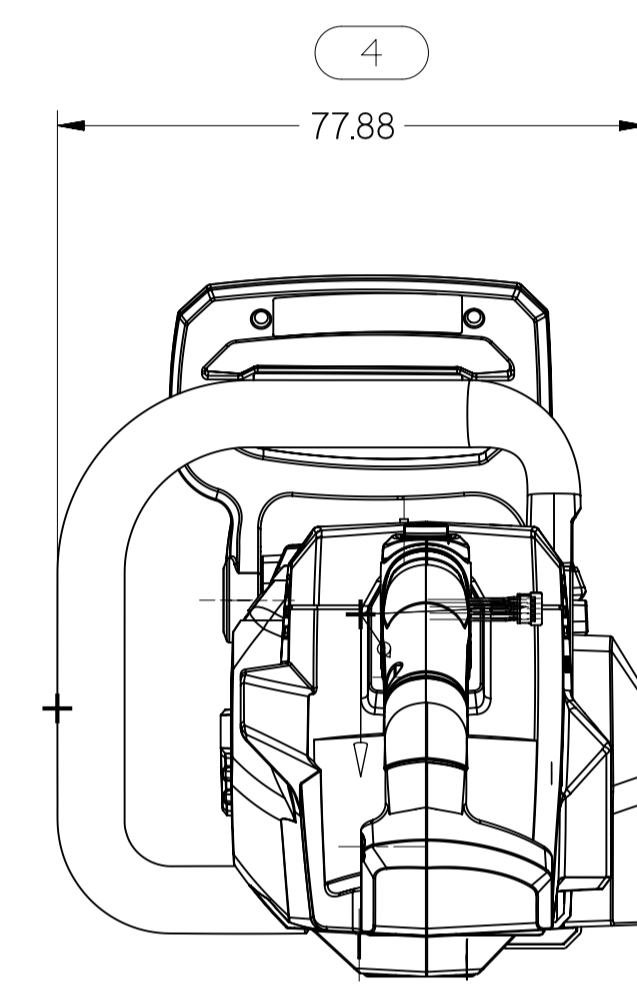
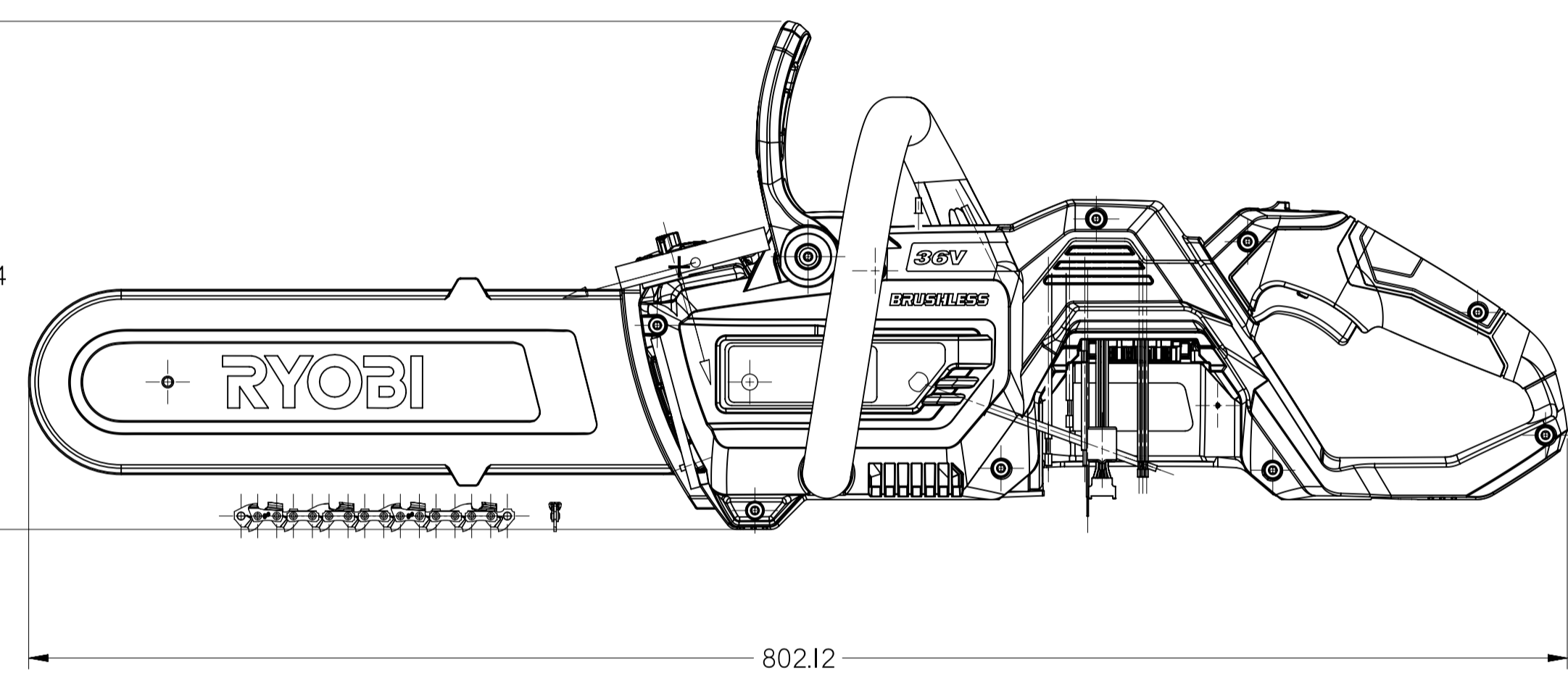
REV: A

TOLERANCE FOR INJ. MOLD PLASTIC		
GB/T 14486 -- 2008 MODIFIED		
DIMENSION	MT5	
	a	b
RANGE		
>0-3	±0.10	±0.20
>3-6	±0.12	±0.22
>6-10	±0.14	±0.24
>10-14	±0.16	±0.26
>14-18	±0.19	±0.29
>18-24	±0.22	±0.32
>24-30	±0.25	±0.35
>30-40	±0.28	±0.38
>40-50	±0.32	±0.42
>50-65	±0.37	±0.47
>65-80	±0.43	±0.53
>80-100	±0.50	±0.60
>100-120	±0.57	±0.67
>120-140	±0.64	±0.74
>140-160	±0.72	±0.82
>160-180	±0.80	±0.90
>180-200	±0.88	±0.98
>200-225	±0.96	±1.06
>225-250	±1.05	±1.15
>250-280	±1.15	±1.25
>280-315	±1.25	±1.35
>315-355	±1.40	±1.50
>355-400	±1.55	±1.65
>400-450	±1.75	±1.85
>450-500	±1.95	±2.05
>500-630	±2.25	±2.35
>630-800	±2.80	±2.90
>800-1000	±3.45	±3.55
a	NOT ACROSS PARTING LINE	
b	ACROSS PARTING LINE	

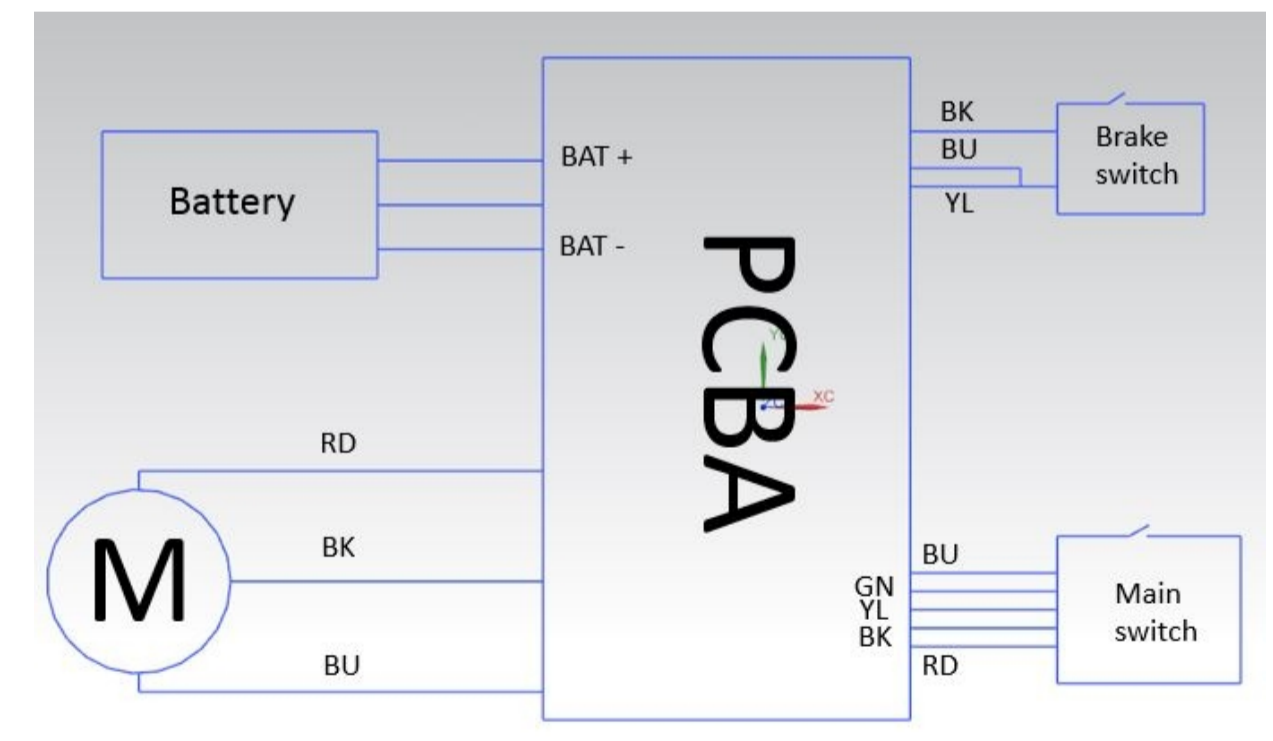
REV	CHANGE DESCRIPTION	ZONE	ECN #	DATE	APV BY
A	DESIGN RELEASE		ECN-HFE012754	10/24/19 ORVILLE	PZG



PRELIMINARY



PRELIMINARY



NOTES: (1)

(M) 1. REFER TO COMPONENT DRAWING FOR INSPECTION CRITERIA

2. SEE QUALITY ASSURANCE FOR ADDRESSING CRITICAL AND MAJOR DIMENSIONS

TOTAL (C) THIS PAGE = 0

TOTAL (M) THIS PAGE = 1

TOTAL INSPECTION = (4)

<p>Techtronic Industries Co. Ltd.</p> <p>CONFIDENTIAL</p> <p>THIS DRAWING IN DESIGN AND DETAIL IS THE PROPERTY OF TECHTRONIC INDUSTRIES COMPANY LIMITED. ALL RIGHTS OF DESIGN OR INVENTION ARE RESERVED.</p>	<p>UNLESS OTHERWISE SPECIFIED DIMENSIONS ARE IN MILLIMETERS</p> <p>3RD ANGLE PROJECTION</p>	<p>PART NAME</p> <p>RYOBI 36V BRUSHLESS CHAINSAW BARE TOOL WITH LABELS1090456004</p>
	<p>SC SAP PIN</p> <p>107456004</p>	<p>MODEL NO.</p> <p>CL00057664</p>
<p>WEIGHT & TOLERANCE</p> <p>COLOR NAME, COLOR CHIP #</p>	<p>SCALE</p> <p>1:1</p>	<p>SHEET</p> <p>2 OF 2</p>