



CONSERVEZ CES INSTRUCTIONS


| PIÈCES N° | NOM | Q T É |
|-----------|---|-------|
| | Tente | 1 |
| FS439 | Peg ($\Phi 3,8\text{mm} \times 18\text{cm}$) | 20 |
| FS611 | Poteau en fibre de verre ($\Phi 9,5\text{mm} \times 789\text{cm}$) | 2 |
| FS612 | Poteau en fibre de verre ($\Phi 12,7\text{mm} \times 633\text{cm}$) | 4 |
| F2118 | Hauban ($\Phi 3,8\text{mm} \times 250\text{cm}$) | 4 |
| F2120 | Entrée en maille ($272\text{cm} \times 186\text{cm}$) | 4 |
| F2119 | Porte en structure ($272\text{cm} \times 186\text{cm}$) | 4 |



FS439



FS611



FS612



F2118



F2120



F2119