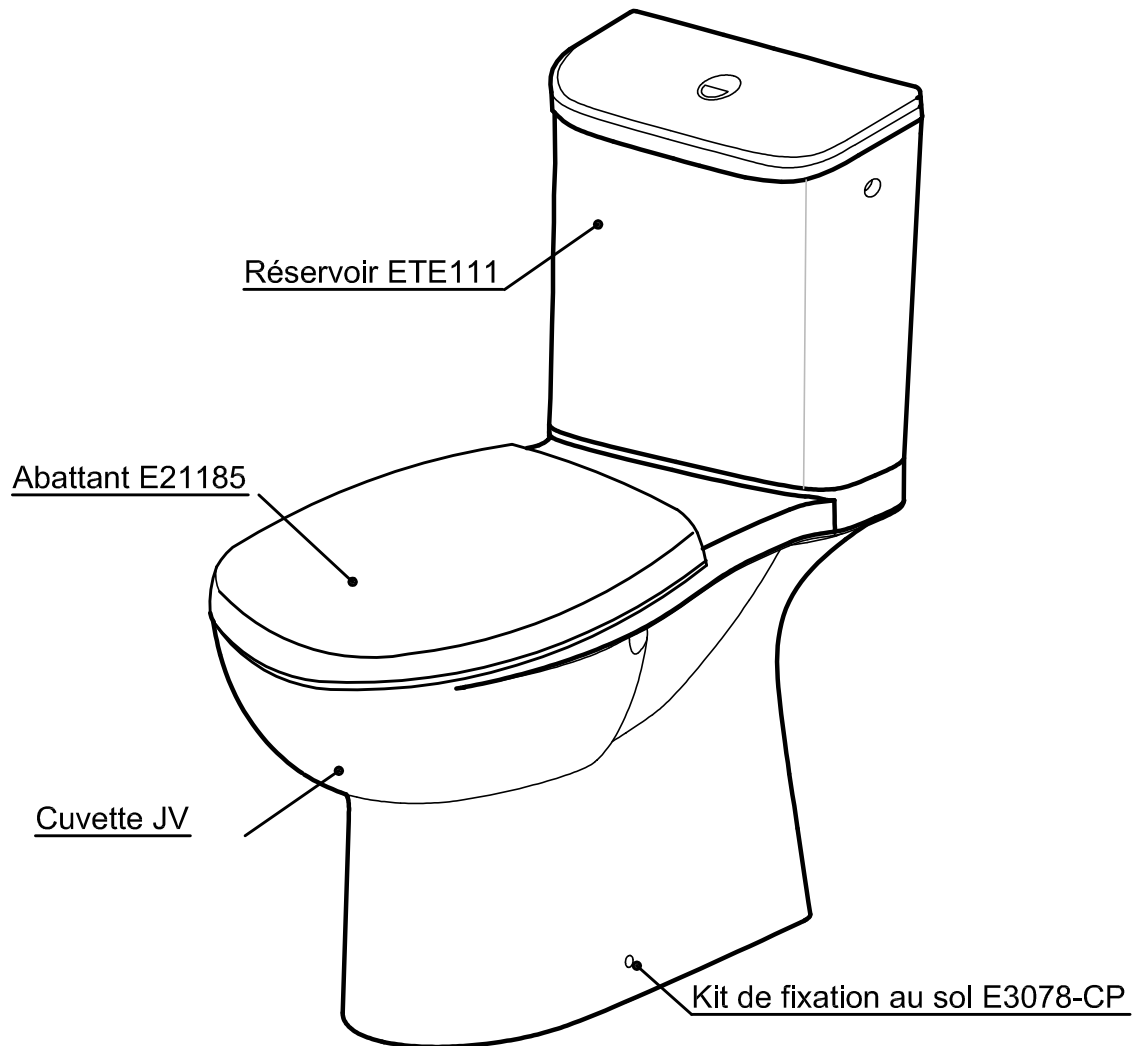
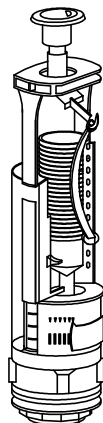



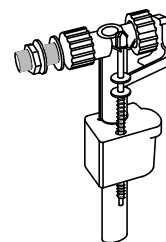
NOTICE D'INSTALLATION PACK MARCEL



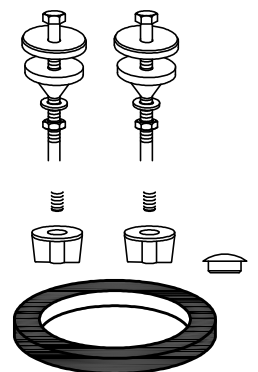
CONTENU DU RESERVOIR ETE111



Mécanisme de chasse
pré-réglé et monté
pour fonctionnement 6L / 3L



Robinet flotteur
pré-réglé et monté

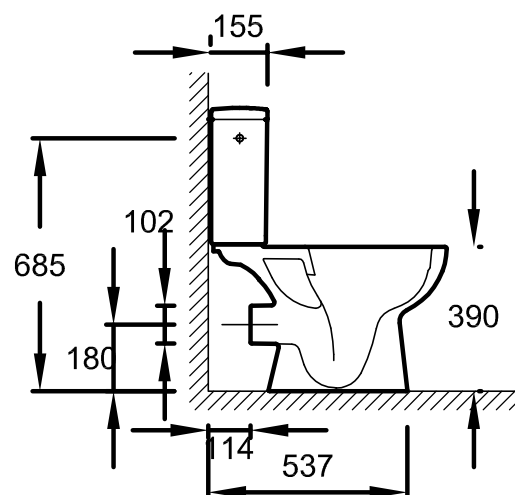
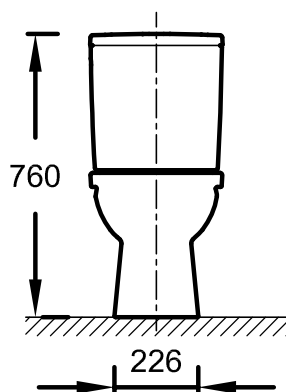
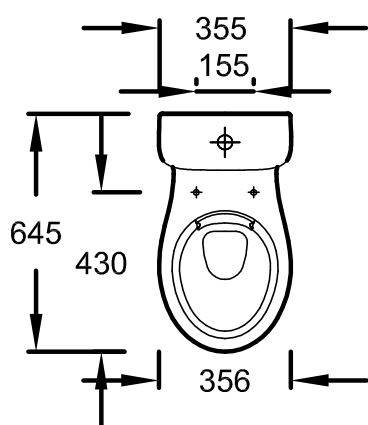


Kit de fixation réservoir
E75573-NF

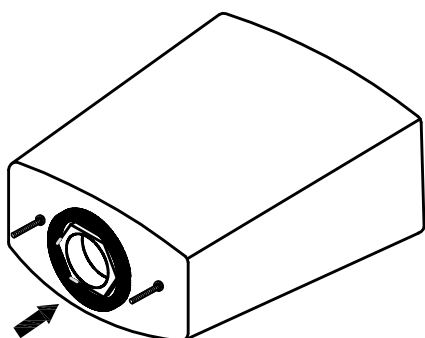


Notice

DIMENSIONS

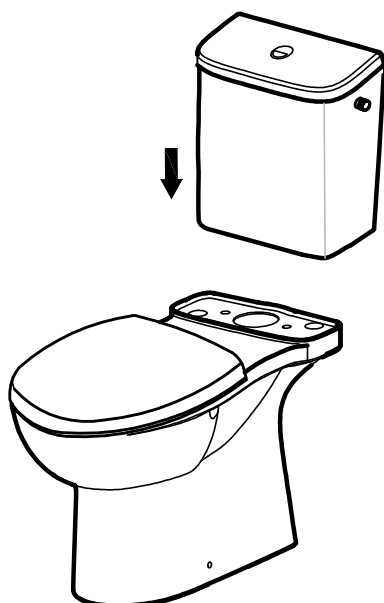


A/ MONTAGE DU RESERVOIR SUR LA CUVETTE

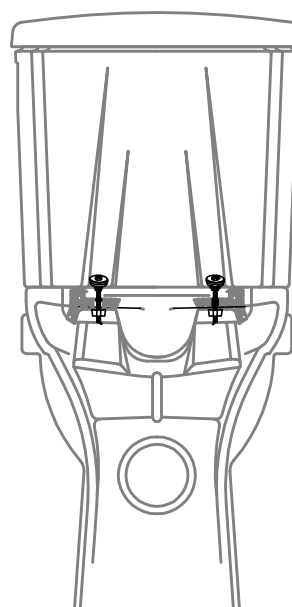


1- Placer les 2 vis du kit de fixation ainsi que les rondelles et visser les écrous

2- Placer le joint mousse comme indiqué




3- Positionner le réservoir sur la cuvette




4- Serrer le réservoir sur la cuvette à l'aide des 2 vis / écrous



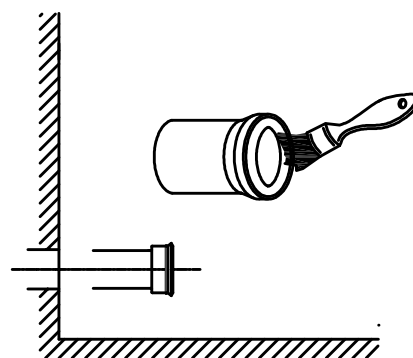
B/ INSTALLATION DE LA CUVETTE



1- AJUSTER LA LONGUEUR D'EVACUATION
DU MANCHON DE RACCORDEMENT
(NON FOURNI)

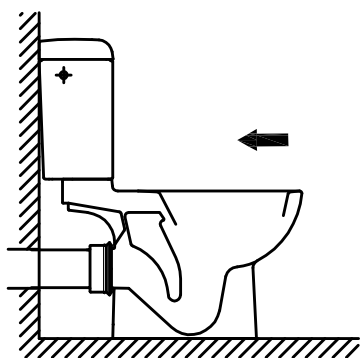


2- CHANFREINER LE MANCHON
A L'AIDE D'UNE LIME FINE

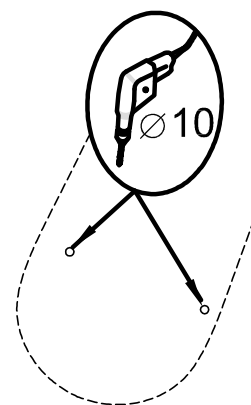
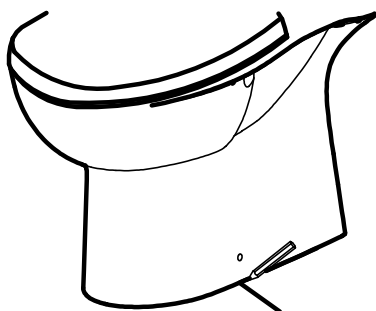


3- LUBRIFIER ET INSERER LE MANCHON

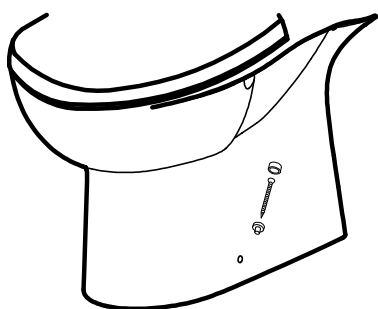
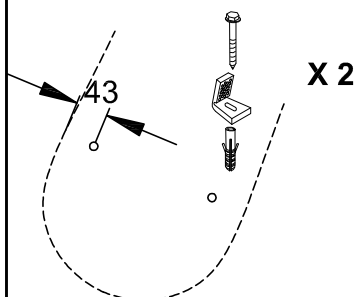
4- METTRE LA CUVETTE EN PLACE



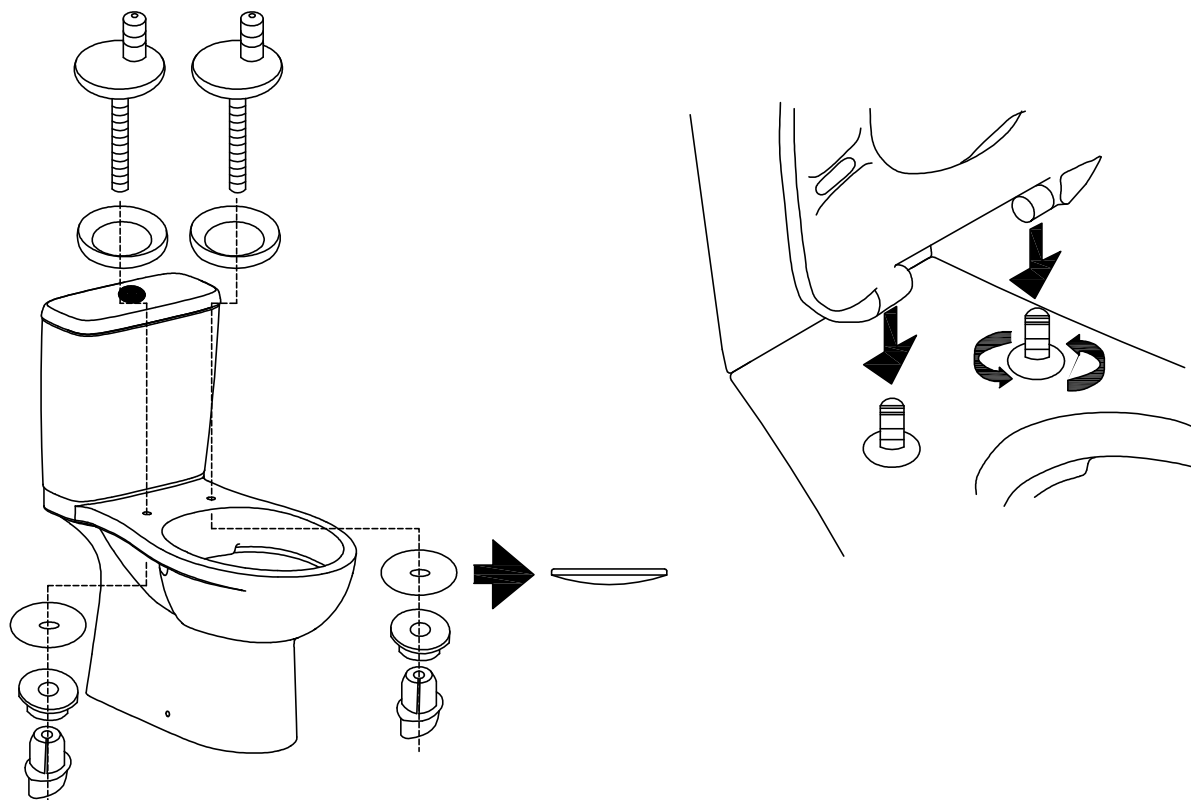
5- FIXER LA CUVETTE AU SOL A L'AIDE
DU KIT E3078-CP (NOTICE FOURNIE)



6- RACCORDER
L'ARRIVEE D'EAU.
G3/8"

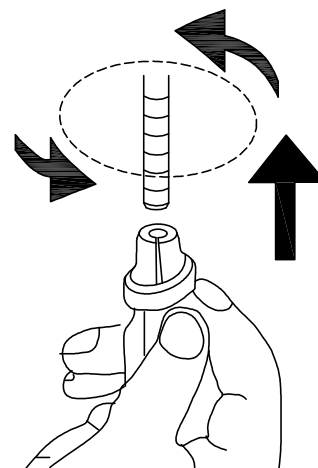
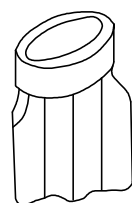
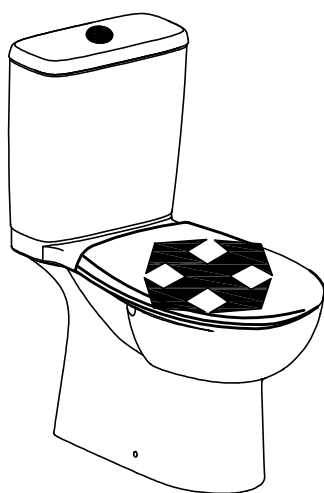


C/ INSTALLATION DE L'ABATTANT

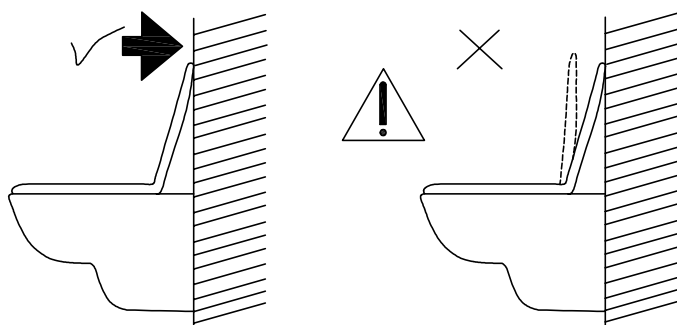


1- NETTOYER LA CUVETTE.
POSITIONNER LES FIXATIONS
SUR CELLE-CI EN TENANT
COMPTE DU SENS DE RONDELLE

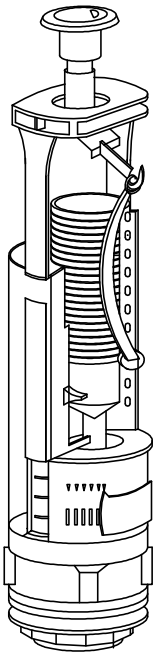
2- POSITIONNER L'ABATTANT SUR LES FIXATIONS
EN LE CLIPSANT COMPLETEMENT



3 - CENTRER L'ABATTANT SUR LA CUVETTE ET SERRER LES ECROUS RAPIDES AVEC LA CLE FOURNIE



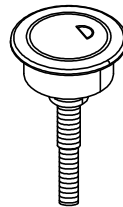
PIECES DE RECHANGE



Mécanisme de chasse.

Livré en sachet plastique avec notice de réglage.

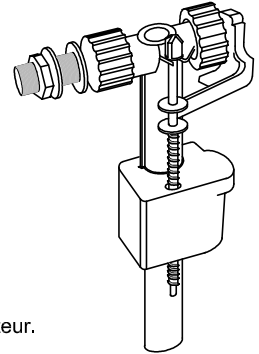
REF: ETA159-CP



Bouton poussoir dble touche pour mécanisme de chasse.

Livré en sachet plastique avec notice de réglage.


REF: ETA039-CP



Robinet flotteur.

Livré en sachet plastique avec notice de réglage.

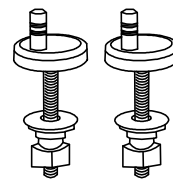
REF: RTA157NF



Abattant à frein de chute

Livré en emballage individuel carton, étiqueté


REF: E21185



Charnières à frein de chute et déclinables

Livrées en sachet plastique

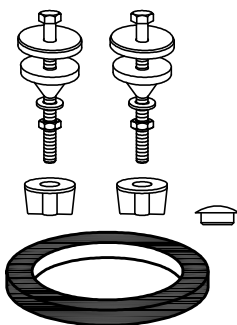
REF: ETA226-CP



Tampons

Livrés en sachet plastique

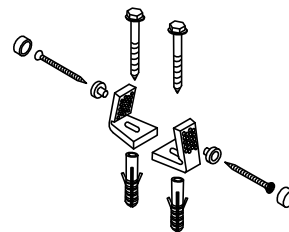
REF: ETA227-00



Kit de fixation réservoir

Livré en sachet plastique avec notice

REF: E75573-NF



Kit de fixation au sol

Livré en sachet plastique avec notice

REF: E3078-CP