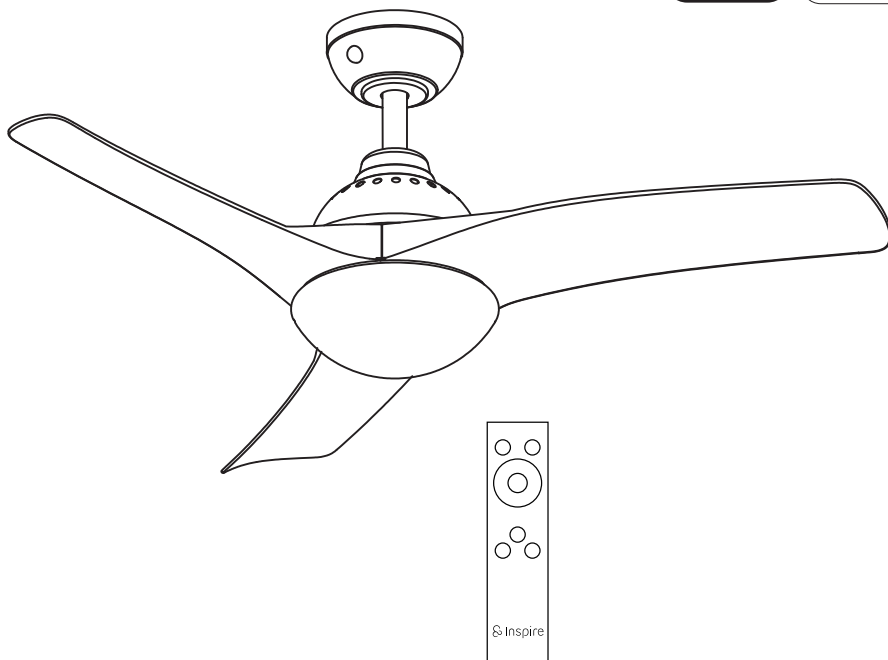


# Inspire

## ARUBA

EAN : 3276007691832 / 3276007691849

Ref: PMC44A-3-1LA(WH) / PMC44A-3-1LA(SL)



2/2



2025-01-V01

**FR** Manuel d'Instructions

**EL** Εγχειρίδιο Οδηγών

**BR** Manual de Instrução

**ES** Manual de Instrucciones

**PL** Instrukcja Obsługi

**DE** Anleitung Handbuch

**PT** Manual de Instruções

**UA** Інструкція з Експлуатації

**EN** Instructions Manual

**IT** Manuale di Istruzioni

**RO** Manual de Instrucțiuni

\*Année de garantie / años de garantía / Ano de garantia / Anno di garanzia / Έτος εγγύησης / Rok gwarancji / Гарантіяроків / Anul de garanție / Anos de garantía / Jahr der Garantie / Year of guarantee

\*\* réparable / reparable / reparável / riparabile / διορθώσιμος / naprawiany / ремонтний / reparabil / reparaturfähig / reparável / repairable

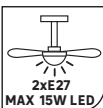
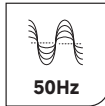


FR : Montage / ES: Montaje / PT: Montagem / IT: Montaggio / EL: Συναρμολόγηση /  
 PL: Montaż / UA: Збірка / RO: Montaj / BR: Montagem / DE: Montage / EN: Assembly




FR: Utilisation / ES: Utilización / PT: Utilização / IT: Uso / EL: Χρήση / PL: Użytkowanie  
 / UA: Використання / RO: Utilizare / BR: Utilização / DE: Verwenden Sie / EN: Use

**FR: CARACTÉRISTIQUES TECHNIQUES / ES: CARACTERÍSTICAS TÉCNICAS / PT: CARACTERÍSTICAS TÉCNICAS / IT: CARATTERISTICHE TECNICHE / EL: ΤΕΧΝΙΚΑ ΧΑΡΑΚΤΗΡΙΣΤΙΚΑ / PL: DANE TECHNICZNE / UA: ТЕХНІЧНІ ХАРАКТЕРИСТИКИ / RO: CARACTERISTICI TEHNICE / BR: CARACTERÍSTICAS TÉCNICAS / DE: TECHNISCHE CHARAKTERISTIKA / EN: TECHNICAL CHARACTERISTICS**



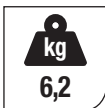
2xE27  
MAX 15W LED



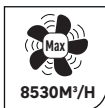
53,0W



55W



6,2



8530M³/H




2,7(m³/min)W



34,3dB(A)



46,9dB(A)



0,2W



2,7M/s



EN IEC60879:2019





**FR** : Scanner ce code QR pour voir la vidéo de montage

**ES** : Escanear este código QR para ver el video de montaje

**PT** : Digitalize este código QR para ver o vídeo de montagem

**IT** : Scannerizza questo codice QR per vedere il video di montaggio

**EL** : Σαρώστε τον συγκεκριμένο κωδικό QR για να δείτε το βίντεο συναρμολόγησης

**PL** : Zeskanuj ten kod QR, aby zobaczyć wideo montażowe

**UA** : Відскануйте цей QR-код, щоб переглянути відео про монтаж

**RO** : Scanați acest cod QR pentru a viziona videoclipul de montaj

**BR** : Escanear este código QR para ver o vídeo de montagem

**NL** : Scan deze QR-code om de montagevideo te bekijken

**DE** : Scannen Sie diesen QR-Code, um das Montagevideo anzusehen

**EN** : Scan this QR code to view the assembly video



**1**

**2**

**3**



13,5

22,1

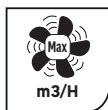
53,0



86

117


190



4330

5670

8530



5,4

4,3

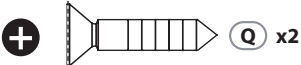
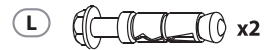
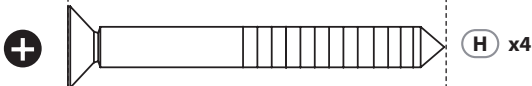
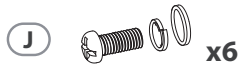
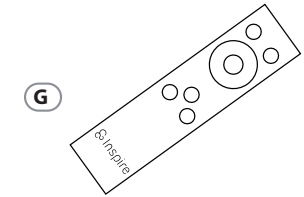
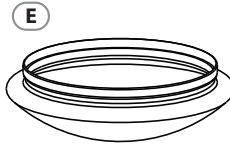
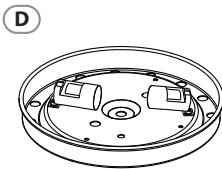
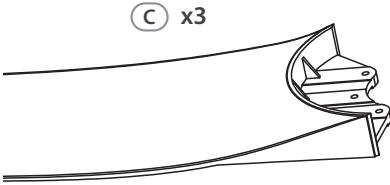
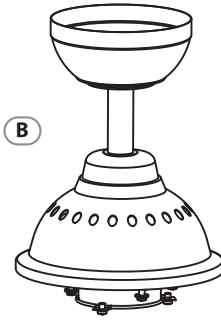
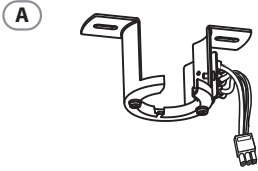
2,7



34,3

36,4

46,9







#10



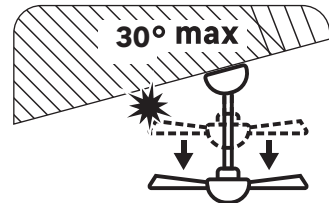
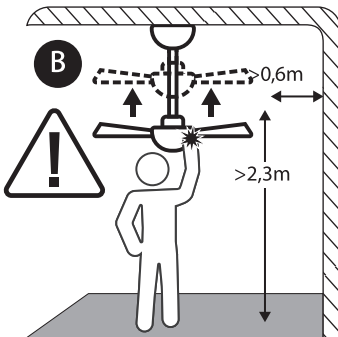
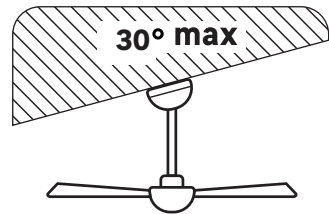
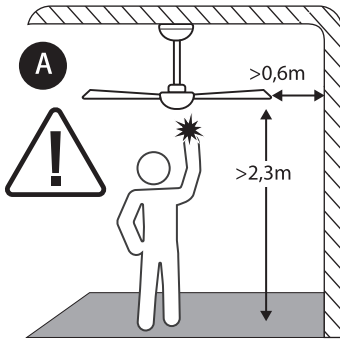
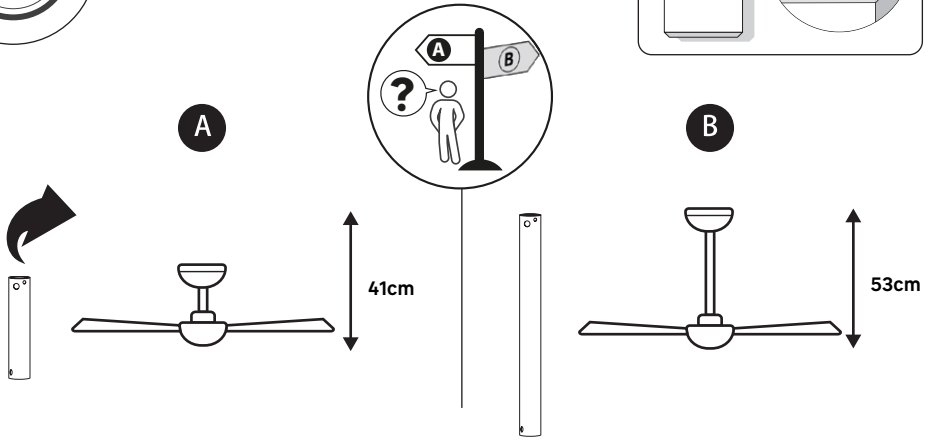
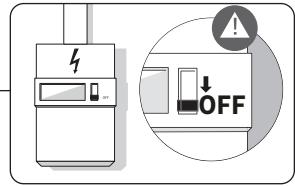
∅ 8



∅ 6

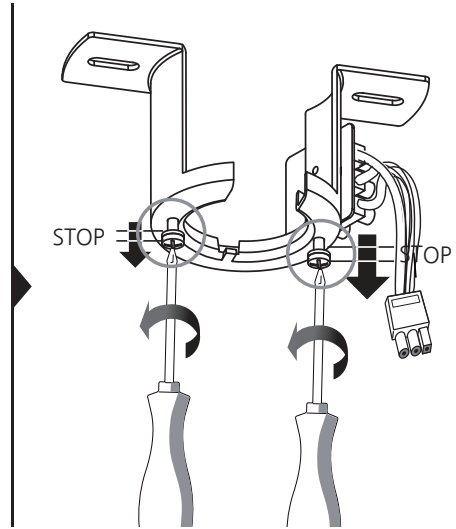
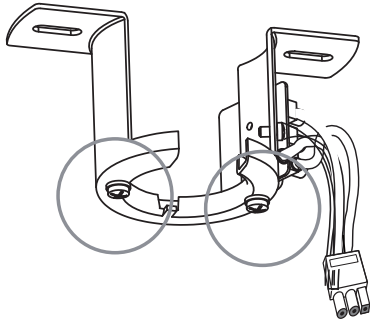



**E27x2**  
**MAX 15W LED**



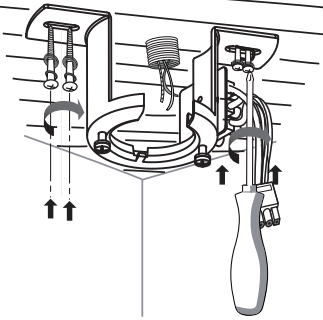


1

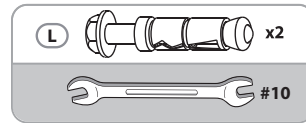
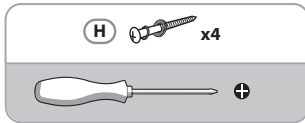
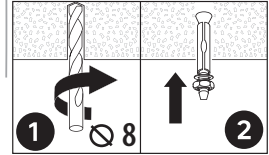
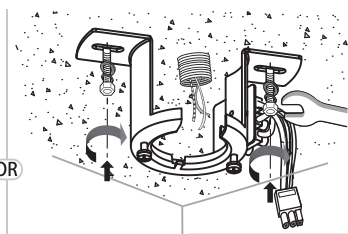




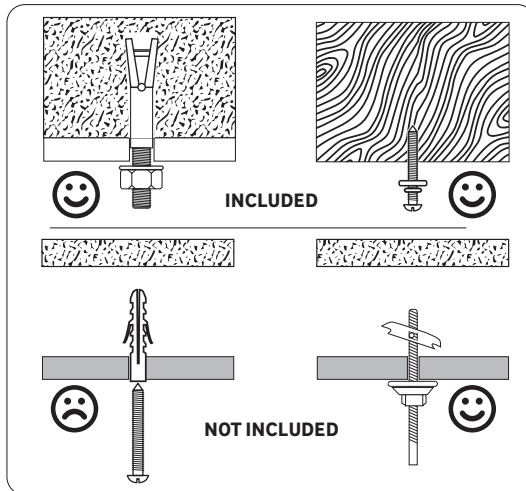
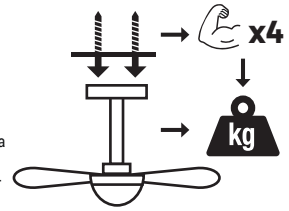
# 2



OR



**FR** - fixé avec une résistance suffisante pour résister à 4 fois le poids du ventilateur de plafond / **ES** - fijado con una resistencia suficiente para soportar 4 veces el peso del ventilador de techo / **PT** - fixado com uma resistência suficiente para suportar 4 vezes o peso do ventilador de teto / **IT** - fissato con una resistenza sufficiente per resistere a 4 volte il peso del ventilatore a soffitto / **GR** - στερεωμένο με επαρκή αντοχή για να αντέξει 4 φορές το βάρος του ανεμιστήρα οροφής / **PL** - przymocowany z wystarczającą wytrzymałością, aby wytrzymać 4 razy ciężar wentylatora sufitowego / **UA** - закріплення з достатньою міцністю, щоб витримати 4-кратний вагу стельового вентилятора / **RO** - fixat cu o rezistență suficientă pentru a rezista la 4 ori greutatea ventilatorului de tavan / **BR** - fixado com uma resistência suficiente para suportar 4 vezes o peso do ventilador de teto / **NL** - bevestigd met voldoende sterkte om 4 keer het gewicht van de plafondventilator te weerstaan / **DE** - mit ausreichender Festigkeit befestigt, um 4-mal das Gewicht des Deckenventilators zu tragen / **EN** - fixed with sufficient strength to withstand 4 times the weight of the ceiling fan



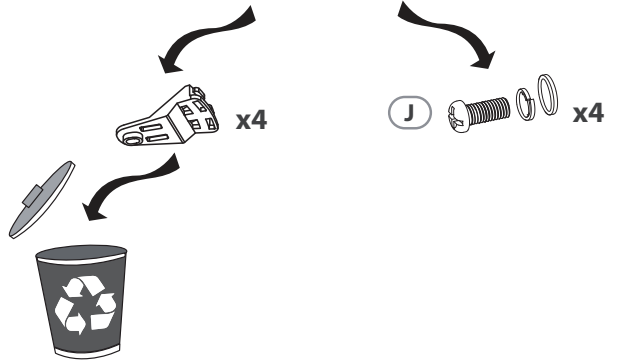
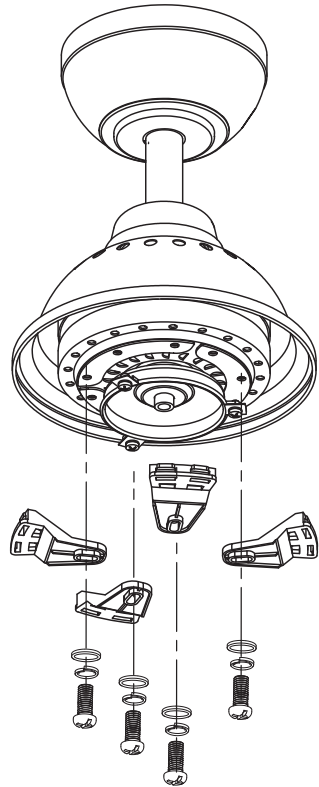
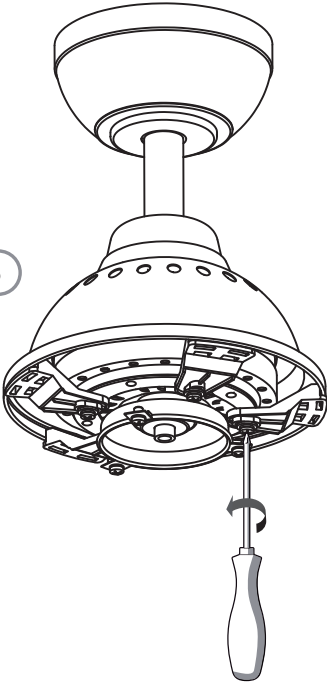
**FR** - Utiliser des vis et des chevilles adaptées à votre support. / **ES** - Utilice tacos y tornillos adecuados al soporte. / **PT** - Utilize buchas e parafusos adequados ao seu suporte. / **IT** - Utilizzare viti e tasselli adatti per il retro. / **GR** - Χρησιμοποιήστε βίδες και βύσματα που ταυρίζουν στην επιφάνεια στήριξης. / **PL** - Należy użyć śrub i kotków odpowiednich dla podłoża. / **UA** - Використовуйте гвинти та шканти, призначені для задньої поверхні. / **RO** - Utilizați șuruburi și dibluri adecvate pentru suportul dvs. / **BR** - Use parafusos e buchas adequados para seu suporte. / **NL** - Gebruik schroeven en pluggen die geschikt zijn voor uw ondergrond. / **DE** - Verwenden Sie für Ihre Unterlage geeignete Schrauben und Dübel. / **EN** - Use screws and dowels suited to your backing.

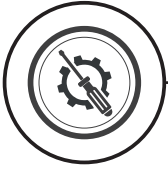




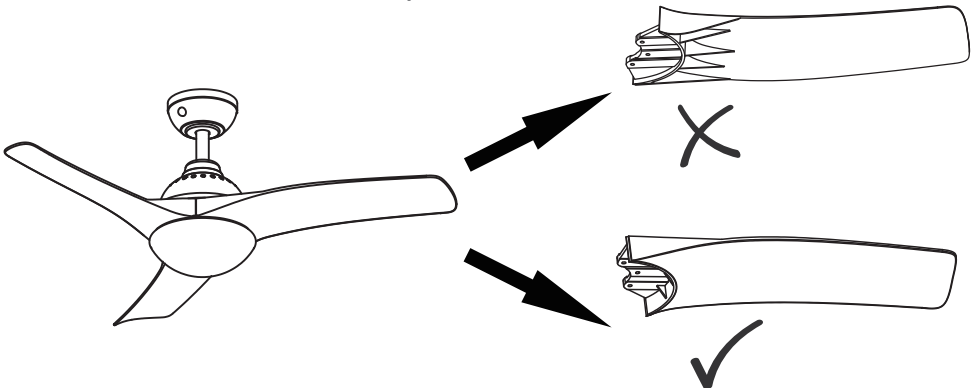
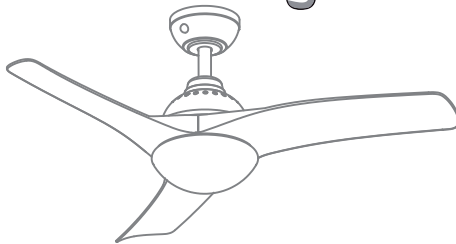
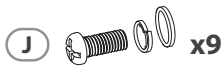
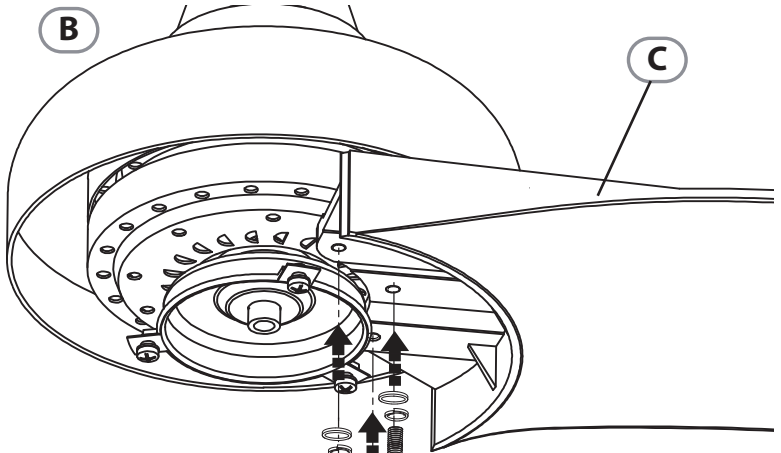
3

B



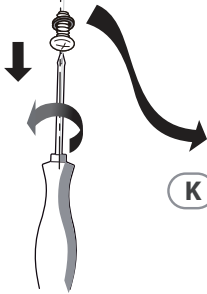
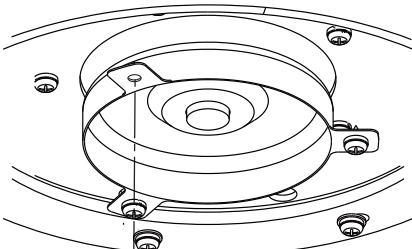
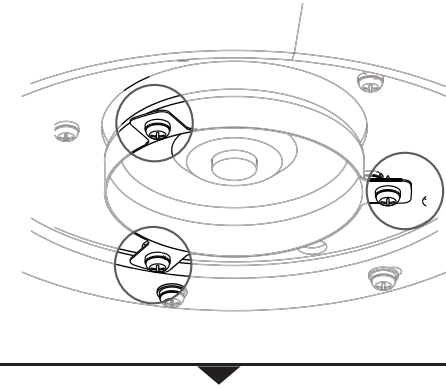


4

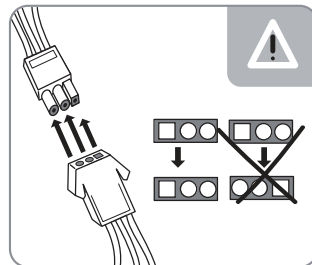
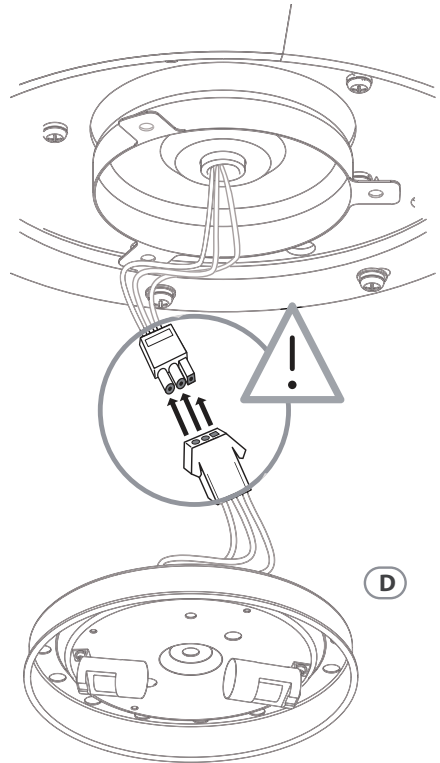




5

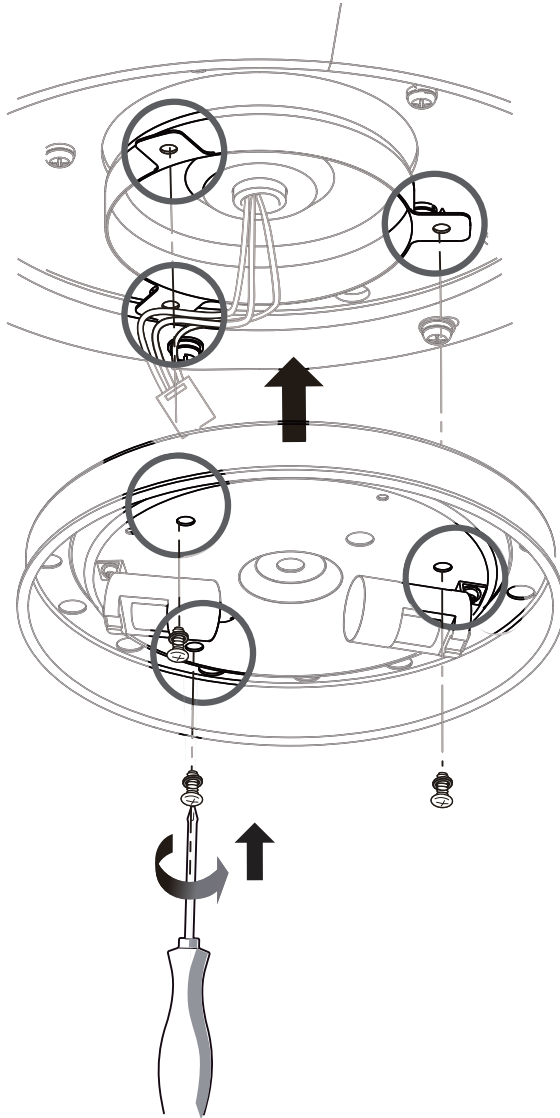


(K)  x3






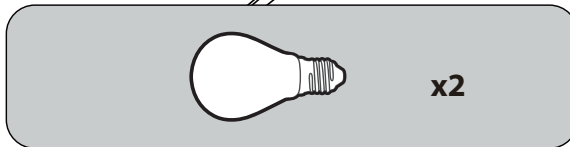
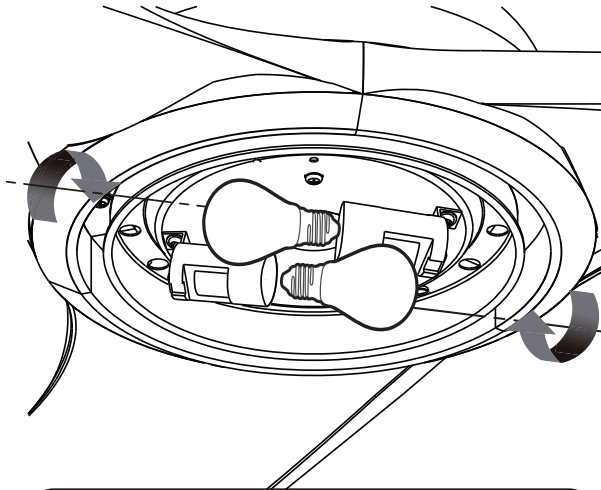
6

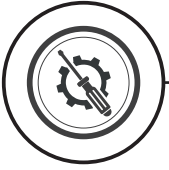


(K)  x3

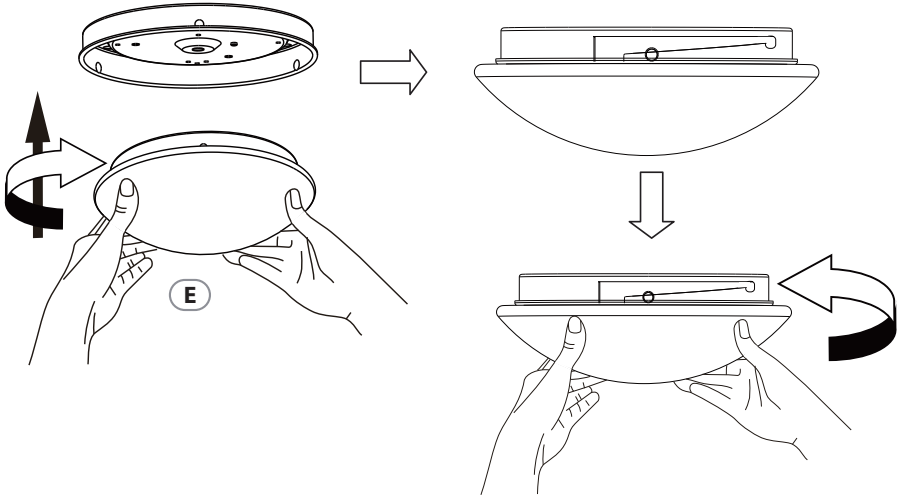


7

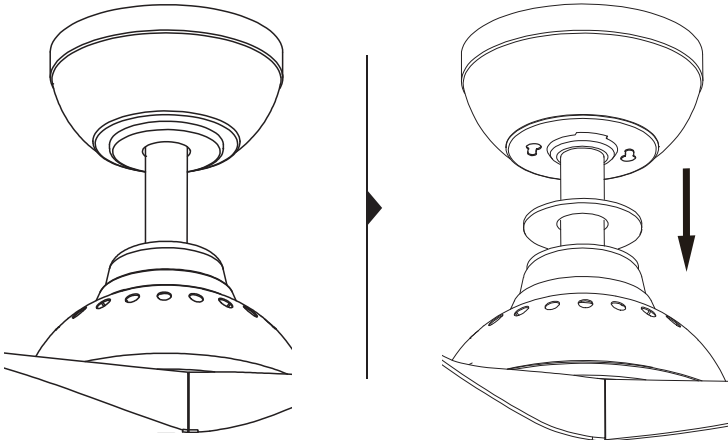


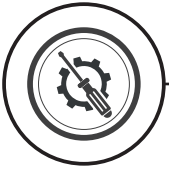


8

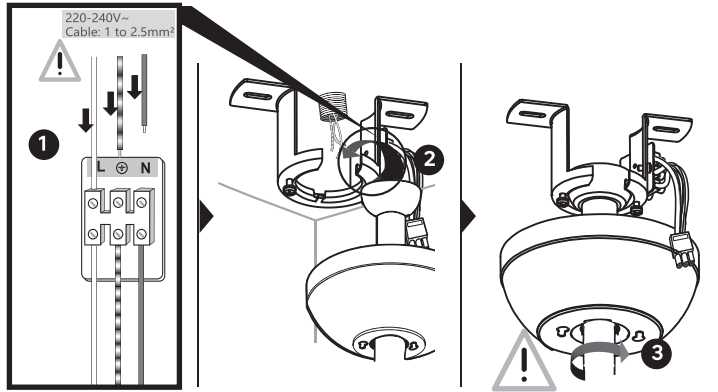


9





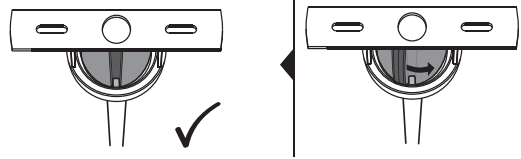
# 10



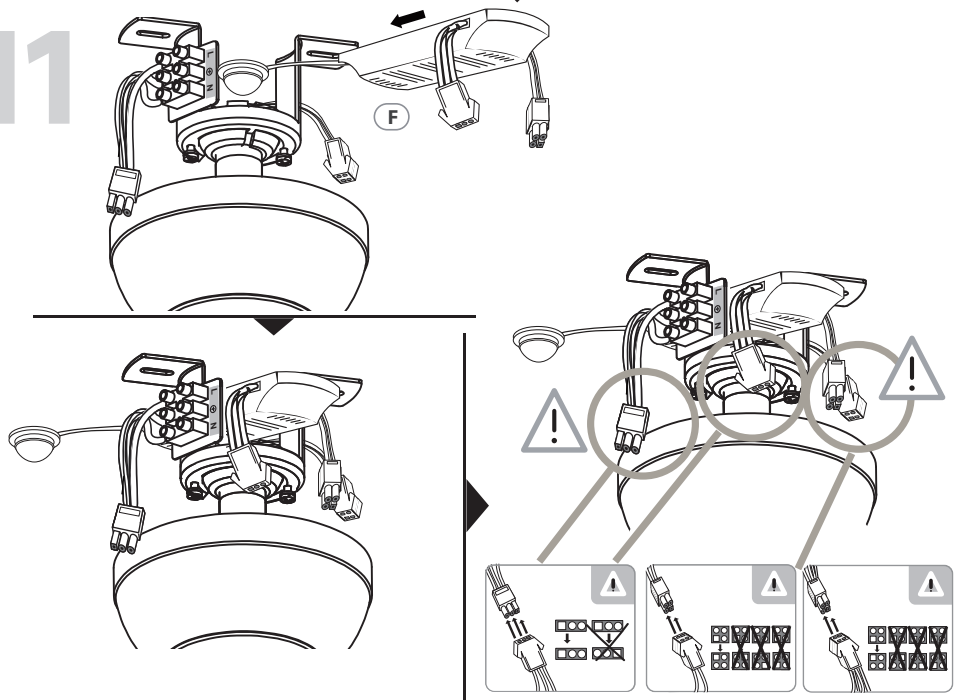
L=Marron/Marrón/Castanho/Marrone/  
Кафе/Вгазову/Коричневый/Қоңыр/  
Коричневый/Maró/Castanho/Brown


N=Bleu/Azul/Azul/Blu/Мтлє/  
Niebieski/Синий/Көк/  
Синий/Albastru/Azul/Blue

⊕=Vert/Verde/Verde/Verde/  
Прáсног/Зielony/Зеленый/  
Жасыл/Зелений/Verde/  
Verde/Green

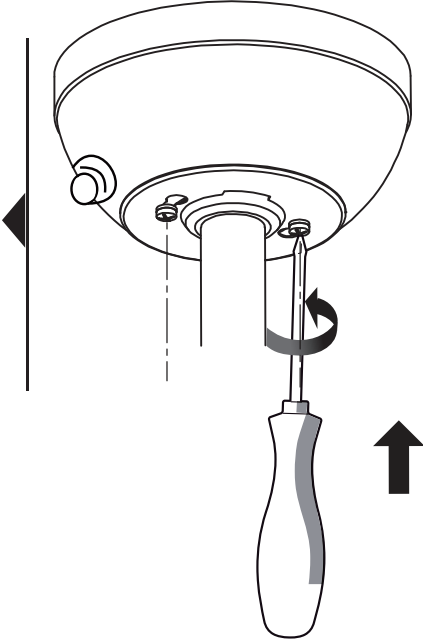
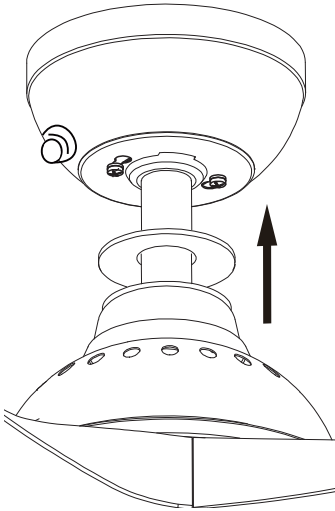
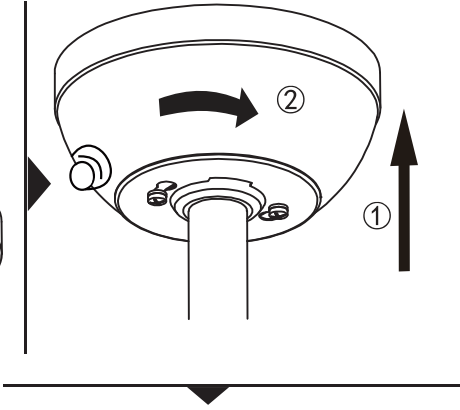
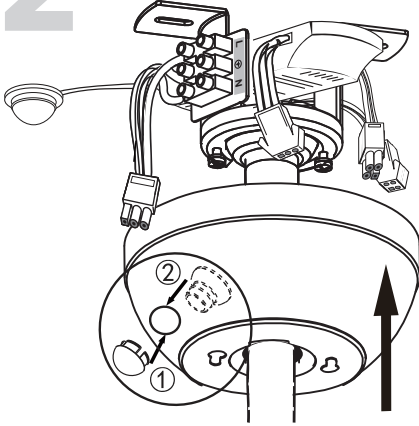


# 11





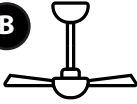
12



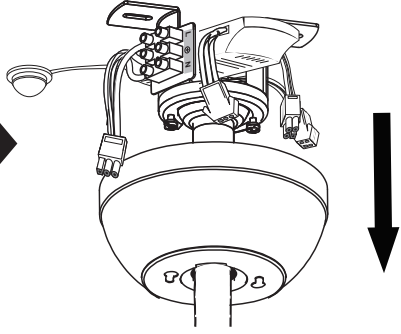
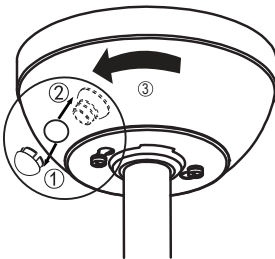
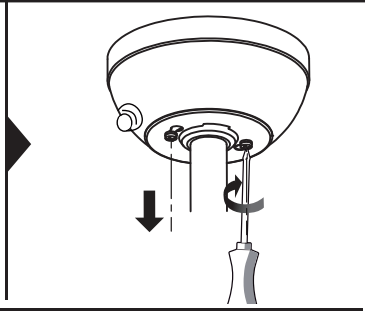
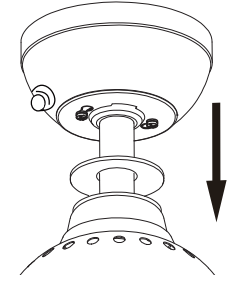




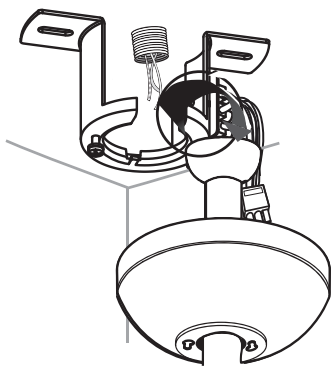
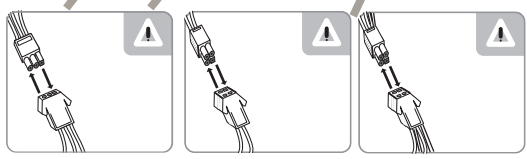
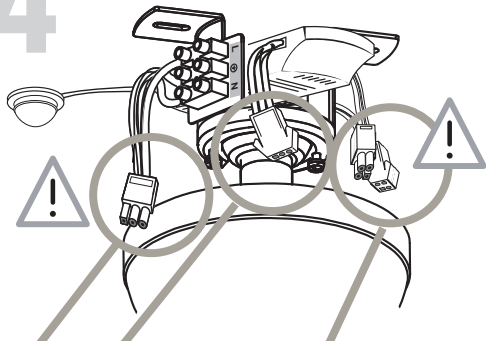
**B**



**13**

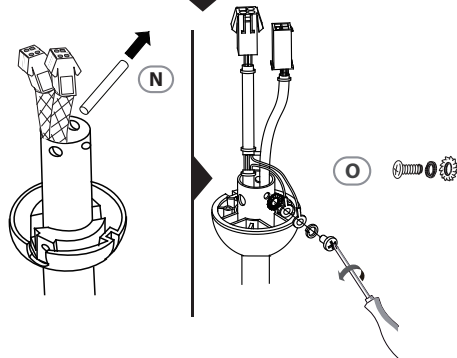
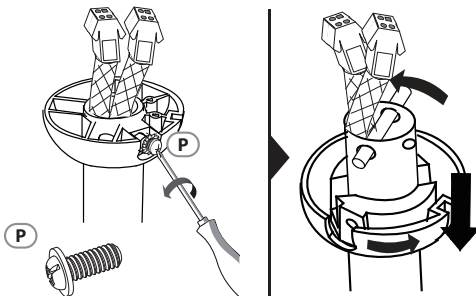
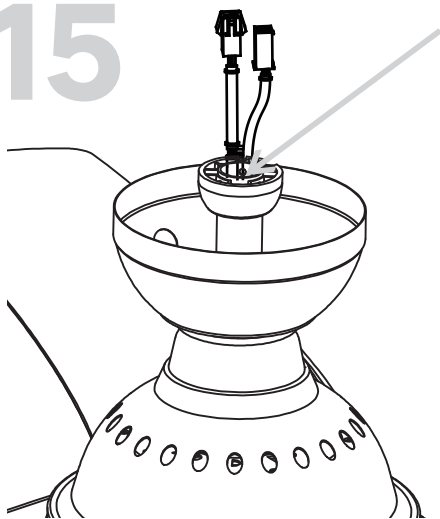


**14**

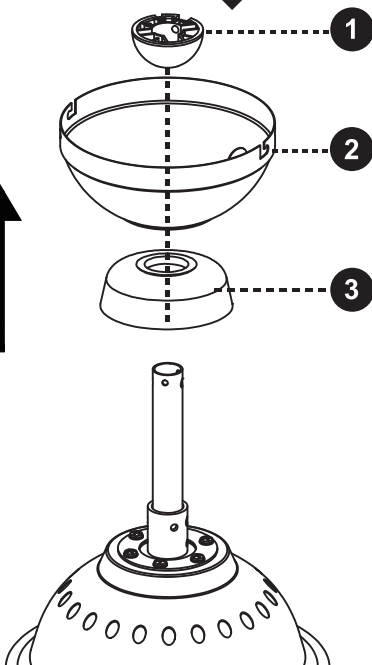


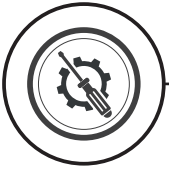


15

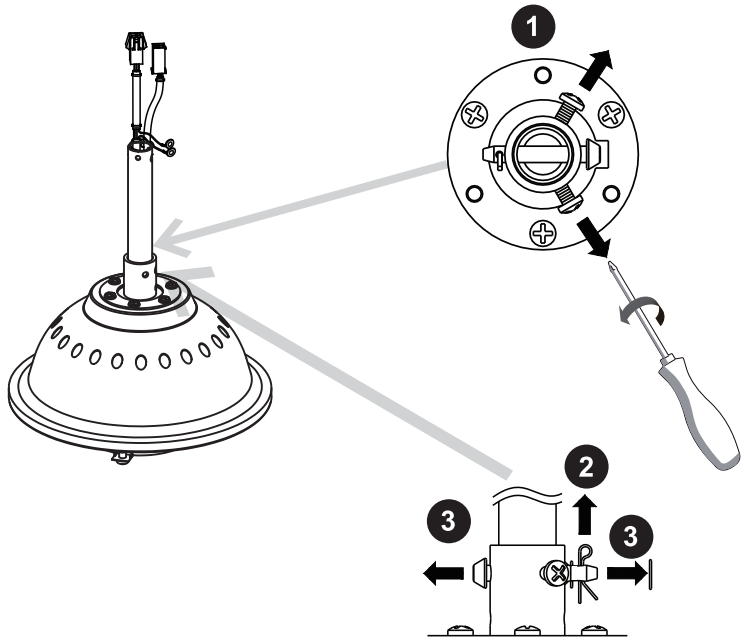


16

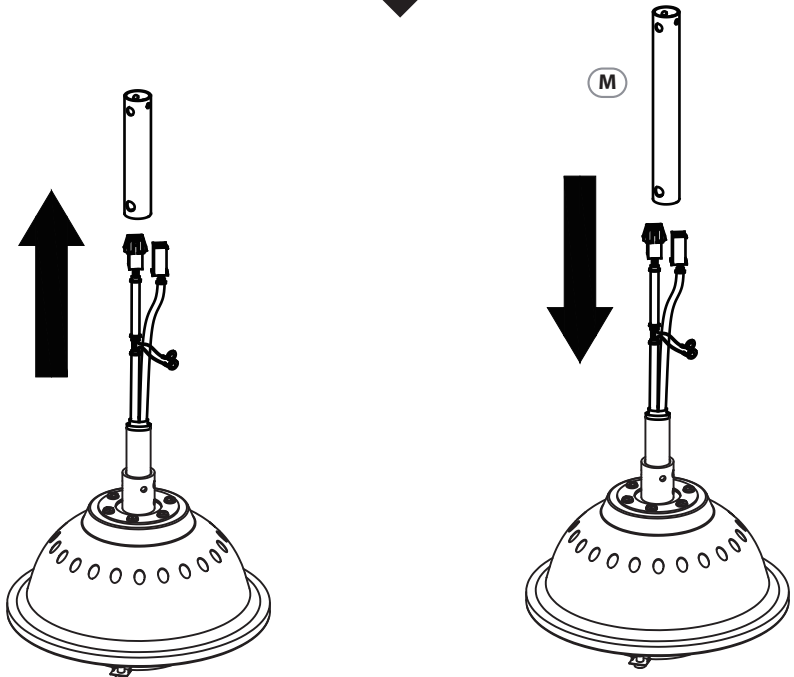




17

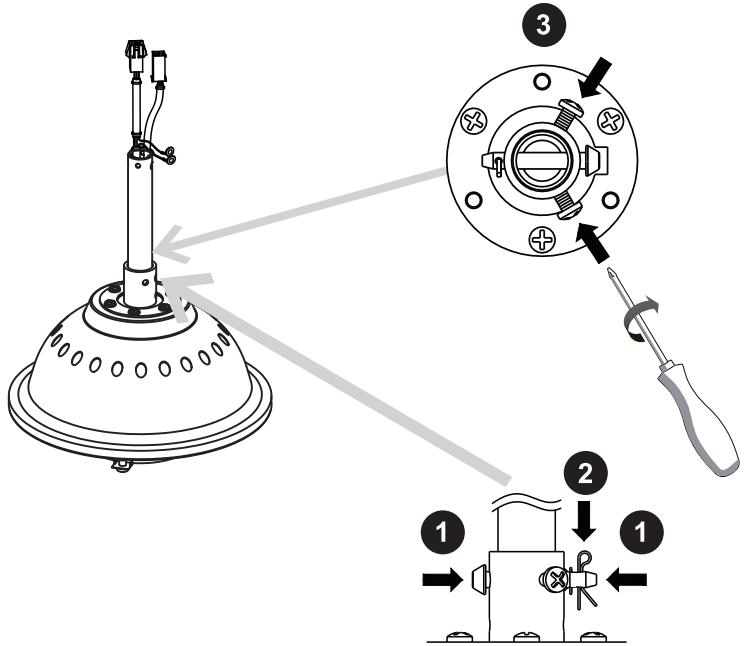


18

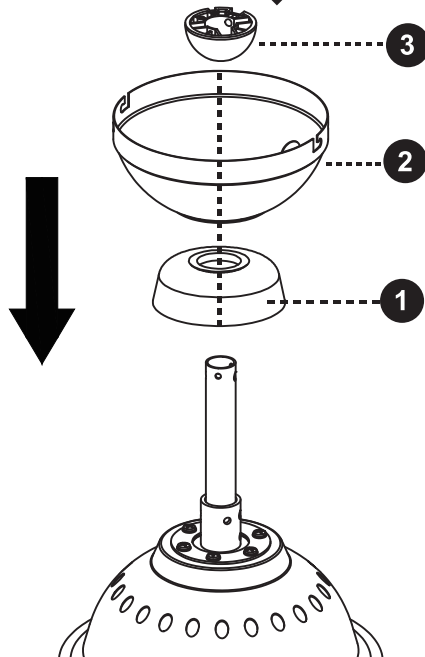


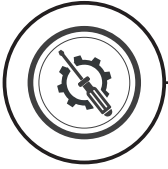


19

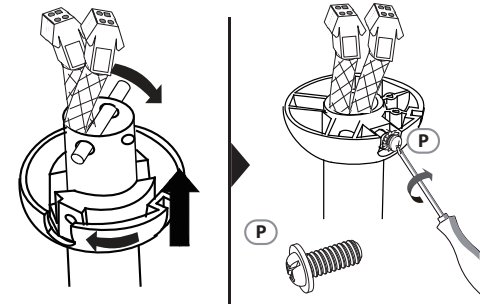
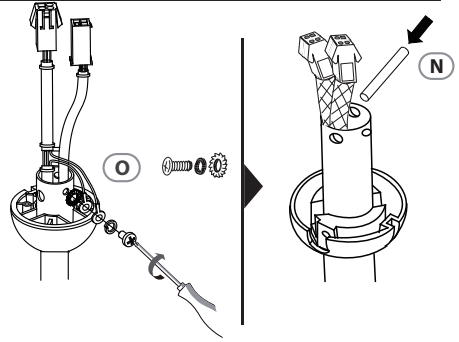
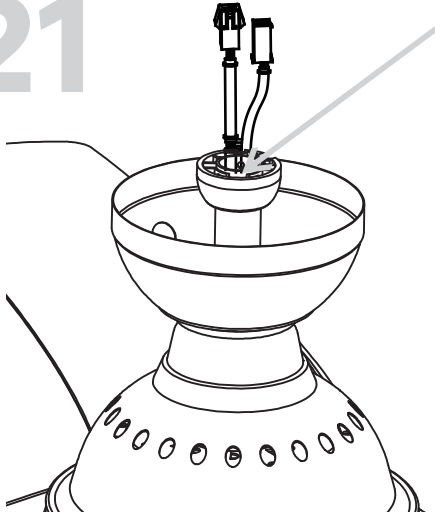


20

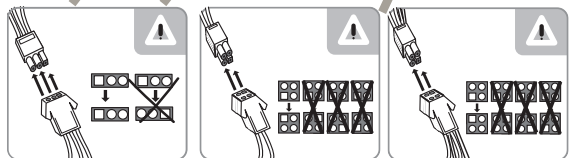
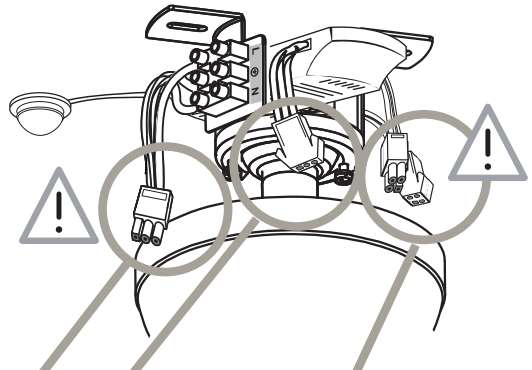
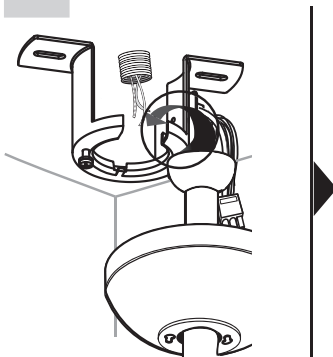




# 21

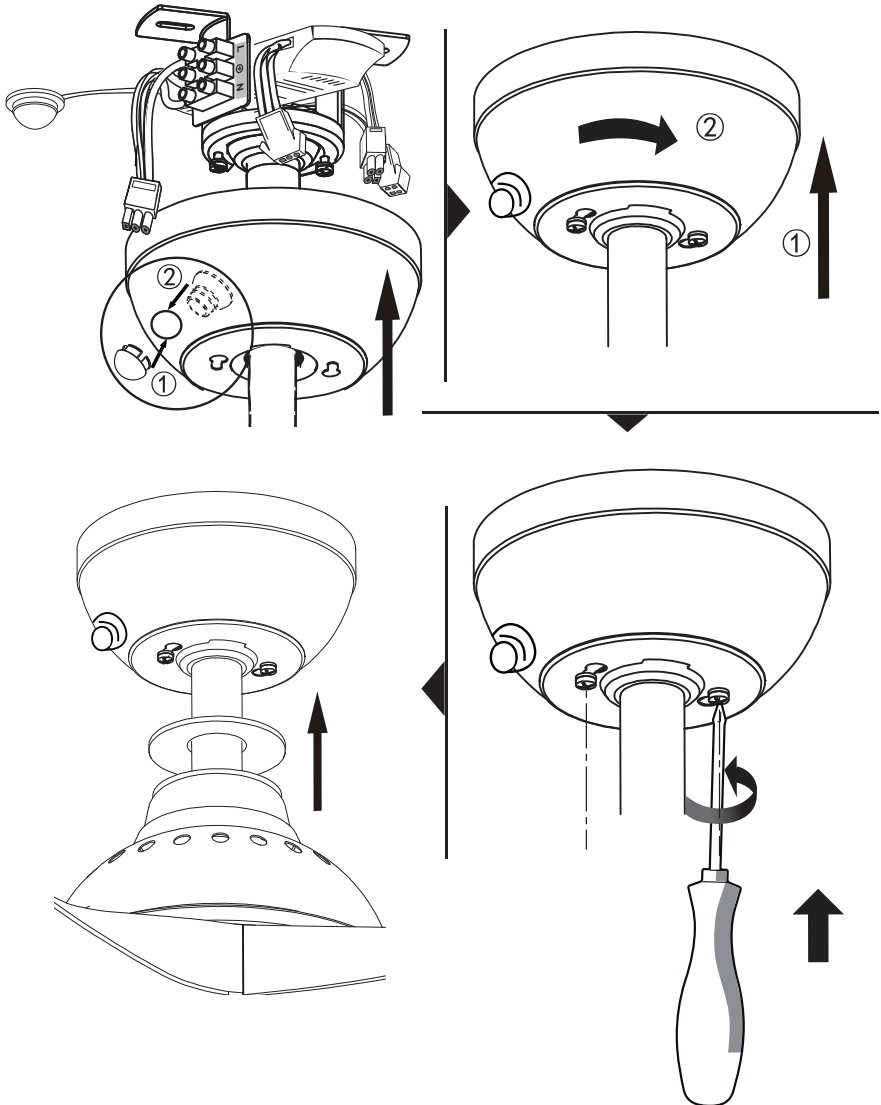


# 22



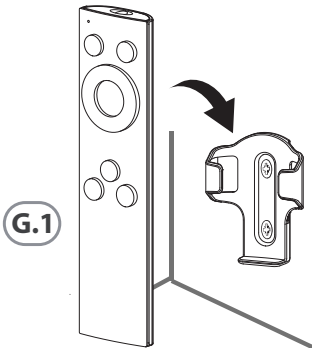
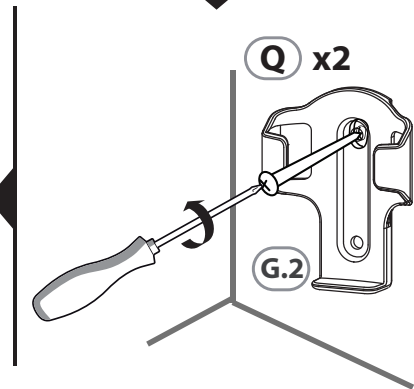
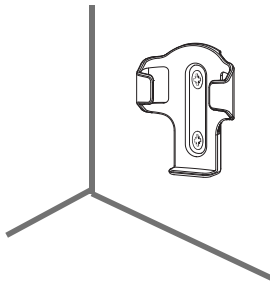
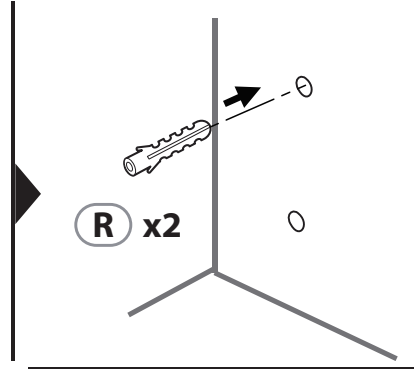
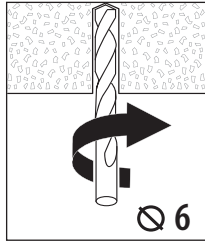


# 23



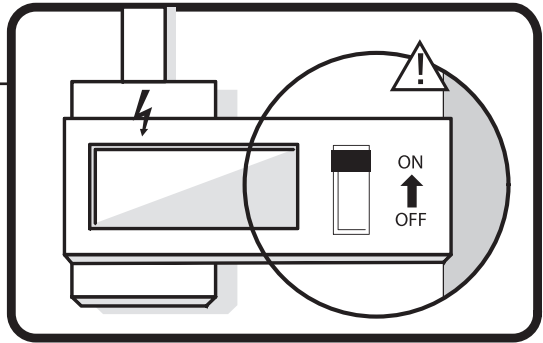



24

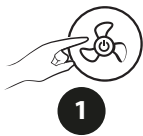




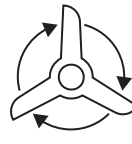
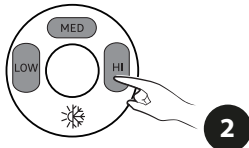
**ON/OFF**



Lumière seulement/Solo luz/Apenas luz/Solo luceΜόνο φως/ Tylko światło/ Тільки світло/Doar lumina/Alleen licht /Nur Licht/**Light only**



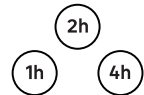
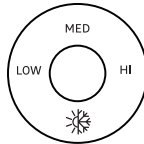
**ON/OFF**



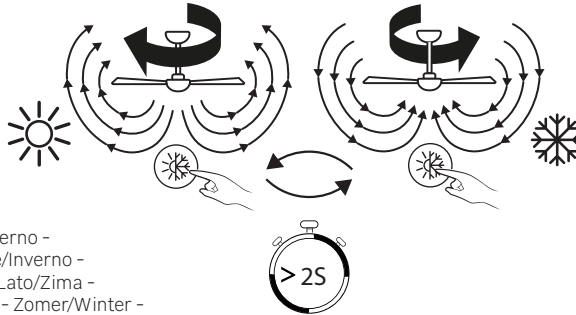
**1 - 2 - 3**



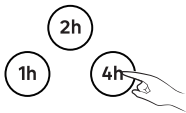
Vitesse/Velocidad/Velocidade/Velocità / Ταχύτητα/Prędkość/Швидкість/Vitezė /Snelheid/Geschwindigkeit/Speed



& Inspire



Été/Hiver- Verano/Invierno - Verão/Inverno - Estate/Inverno - Καλοκαίρι/Χειμώνας - Lato/Zima - Літо/Зима - Ară/Iarnă - Zomer/Winter - Sommer/Winter - Summer/Winter




**1h - 2h - 4h ▶ OFF**



Minuterie/Temporizador/ Χρονοδιακόπτης/Minutnik/ Таймер/Cronometru/Timer





FR Traduction de la version originale du mode d'emploi / ES: Traducción de las Instrucciones originales / PT: Tradução das Instruções Originais / IT: Traduzione delle istruzioni originali / EL: Μετάφραση των πρωτότυπων οδηγιών / PL: Tłumaczenie instrukcji oryginalnej / UA: Переклад оригінальної інструкції / RO: Traducerea instrucțiunilor originale / BR: Tradução das Instruções Originais / DE: Übersetzung der Originalversion der Gebrauchsanweisung / Original Instructions.

Made in China  
Країна походження: Китай

**EU** ADEO Services - 135 Rue Sadi Carnot - CS00001 - 59790 RONCHIN - FRANCE

**UA** Виробник: ТОВ "Адео Сервісез С.А.", вул. Саді Карно, CS 00001, 59790 Роншен, Франція.  
Імпортер: ТОВ "Леруа Мерлен Україна", 04201 Україна, м. Київ, вул. Полярна 17А, +380 44 498 46 00. Імпортер приймає претензії від споживачів щодо товару, а також проводить його ремонт, технічне і гарантійне обслуговування

**ZA** Imported by Adeo South Africa (PTY) LTD T/A Leroy Merlin, Hosted in Leroy Merlin Fourways Store 35 Roos Street, Witkoppen Ext 97, Sandton, 2191 Johannesburg, Gauteng, South Africa.  
Tel: +27 10 493 8000 Email: [contact@leroymerlin.co.za](mailto:contact@leroymerlin.co.za).

**BR** LEROY MERLIN COMPANHIA BRASILEIRA DE BRICOLAGEM CNPJ: 01.438.784/0001-05  
Rua Pascoal Pais, nº. 525, 6º andar cj 61 a 64, Vila Cordeiro, São Paulo -SP. CEP: 04581-060  
CALM (Central de Atendimento Leroy Merlin) Capitais  
4020-5376 Demais Regiões 0800-0205376



Points de collecte sur [www.quefairedemesdechets.fr](http://www.quefairedemesdechets.fr)  
Privilégiez la réparation ou le don de votre appareil !