


Inspire

SIROCO

EAN : 3276007869514

Ref : PV36401A



2/2



2025-01-V01

FR - Manuel d'Instructions

ES - Manual de Instrucciones

PT - Manual de Instruções

IT - Manuale di Istruzioni

EL - Εγχειρίδιο Οδηγιών

PL - Instrukcja Obsługi

UA - Інструкція з Експлуатації

RO - Manual de Instrucțiuni

BR - Manual de Instrução

NL - Handleiding

DE - Anleitung Handbuch

EN - Instructions Manual

*Année de garantie / años de garantía / Ano de garantía / Anno di garanzia / Έτος εγγύησης / Rok gwarancji / Гарантія років / Anul de garanție / Anos de garantía / Garantiejaar / Jahr der Garantie / Year of guarantee

**réparable / reparabile / reparável / riparabile / διορθώσιμος / naprawiany / ремонтний / reparabil / reparaturfähig / reparável / herstelbaar / reparierbar / repairable

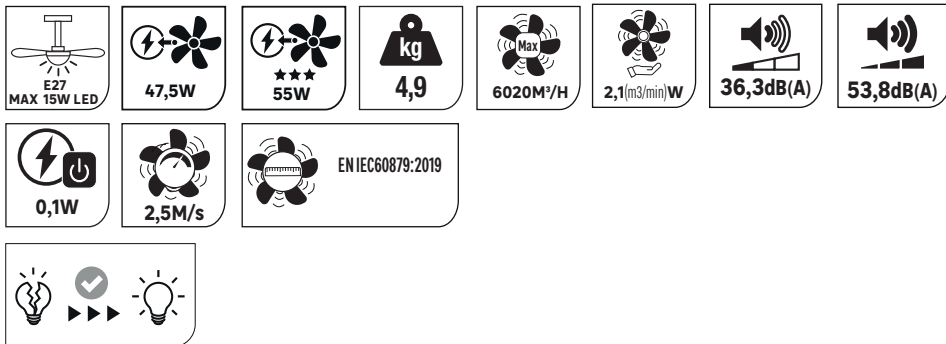
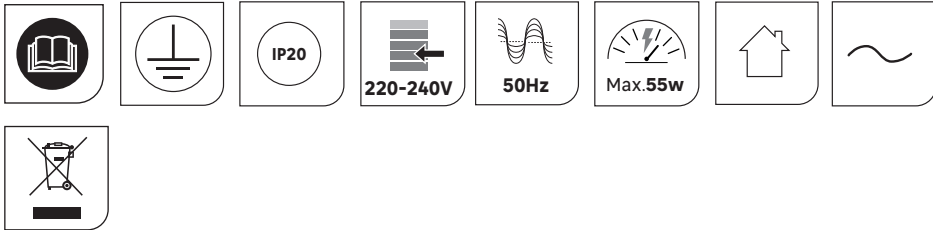



FR : assemblage / **ES** : ensamblaje / **PT** : montagem / **IT** : assemblaggio /
EL : συναρμολόγηση / **PL** : montaż / **UA** : збірка / **RO** : asamblare /
BR : montagem / **NL** : samenstelling / **DE** : Montage / **EN** : assembly









FR : Utilisation / **ES** : Uso / **PT** : Utilização / **IT** : Utilizzo
EL : Χρήση / **PL** : Użycie / **UA** : Використання / **RO** : Utilizare /
BR : Utilização / **NL** : Gebruik / **DE** : Verwendung / **EN** : Use

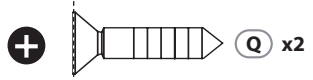

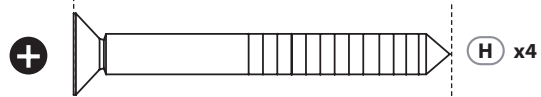
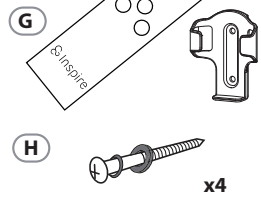
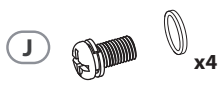
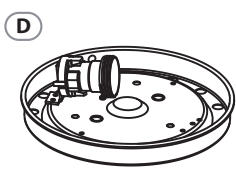
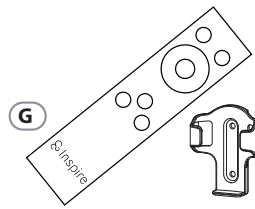
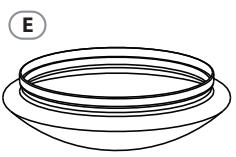
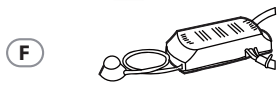
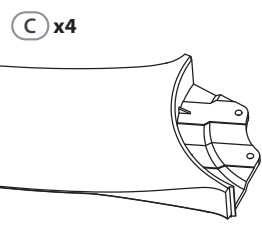
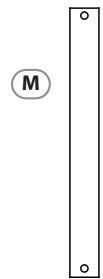
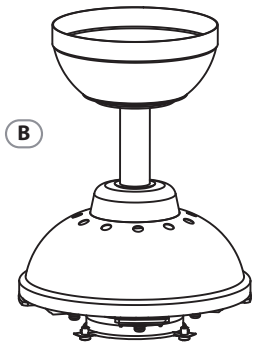
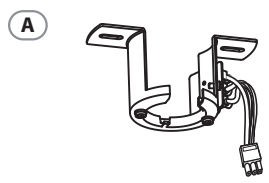
FR : CARACTÉRISTIQUES TECHNIQUES / **ES** : CARACTERÍSTICAS TÉCNICAS /
PT : CARACTERÍSTICAS TÉCNICAS / **IT** : CARATTERISTICHE TECNICHE / **EL** : ΤΕΧΝΙΚΑ
ΧΑΡΑΚΤΗΡΙΣΤΙΚΑ / **PL** : CECHY TECHNICZNE / **UA** : ТЕХНІЧНІ ХАРАКТЕРИСТИКИ /
RO : CARACTERISTICI TEHNICE / **BR** : CARACTERÍSTICAS TÉCNICAS / **NL** : TECHNISCHE KENMERKEN
/ **DE** : TECHNISCHE MERKMALE / **EN** : TECHNICAL SPECIFICATIONS





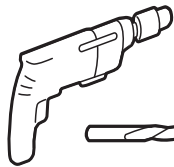
FR : Scanner ce code QR pour voir la vidéo de montage
ES : Escanear este código QR para ver el video de montaje
PT : Digitalize este código QR para ver o vídeo de montagem
IT : Scannerizza questo codice QR per vedere il video di montaggio
EL : Σαρώστε τον συγκεκριμένο κωδικό QR για να δείτε το βίντεο συναρμολόγησης
PL : Zeskanuj ten kod QR, aby zobaczyć wideo montażowe
UA : Відскануйте цей QR-код, щоб переглянути відео про монтаж
RO : Scanați acest cod QR pentru a viziona videoclipul de montaj
BR : Escanear este código QR para ver o vídeo de montagem
NL : Scan deze QR-code om de montagevideo te bekijken
DE : Scannen Sie diesen QR-Code, um das Montagevideo anzusehen
EN : Scan this QR code to view the assembly video

	1	2	3
 W	9,3	25,3	47,5
 RPM	107	194	264
 m3/H	2030	4520	6020
 m3/min/W	3,6	2,9	2,1
 XXdB	36,3	46,5	53,8







#10



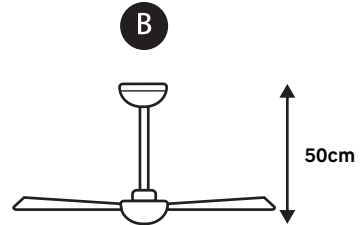
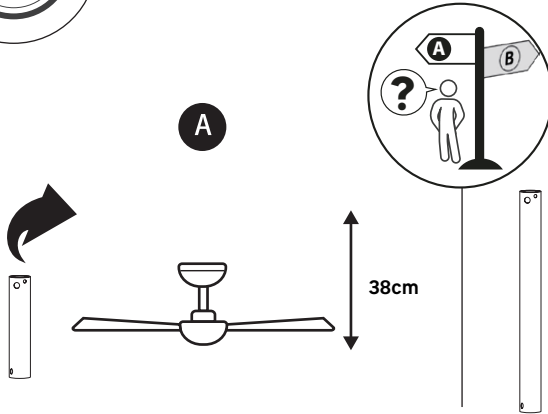
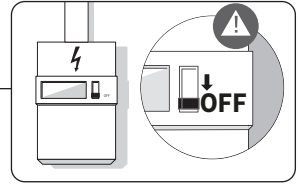
Ø 8



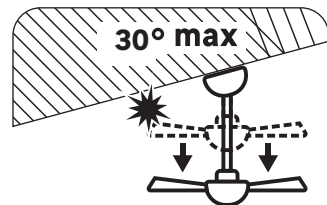
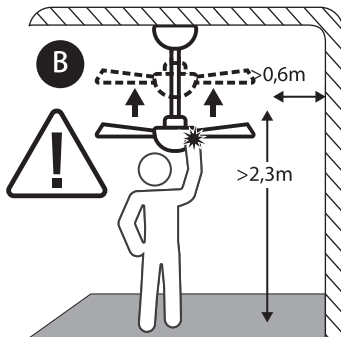
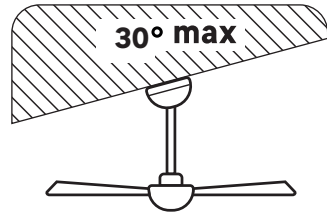
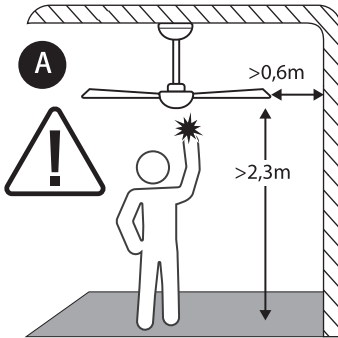
Ø 6

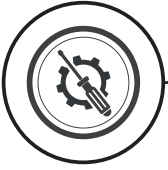


E27
MAX 15W LED

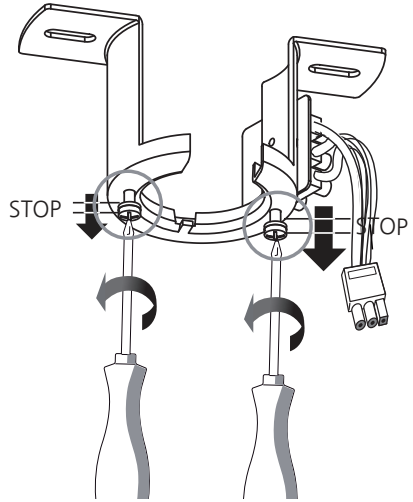
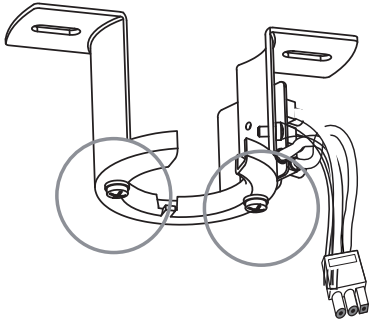



*FR: voir page 17 / ES: ver página 17 / PT: ver página 17 / IT: vedere pagina 17 / EL: δείτε σελίδα 17 / PL: zobacz stronę 17 / UA: див. стор. 17 / RO: vezi pagina 17 / BR: ver página 17 / NL: zie pagina 17 / DE: siehe Seite 17 / EN: see page 17



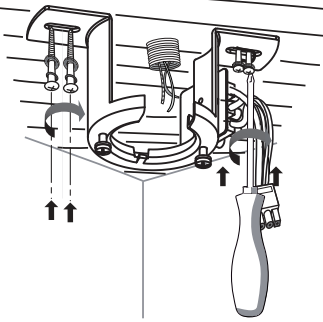


1

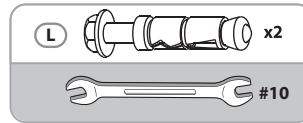
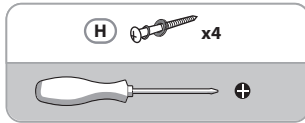
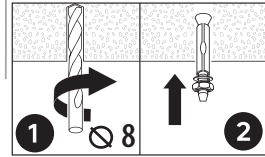
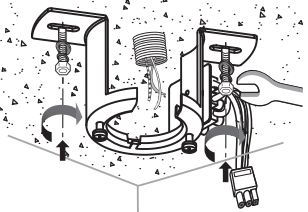




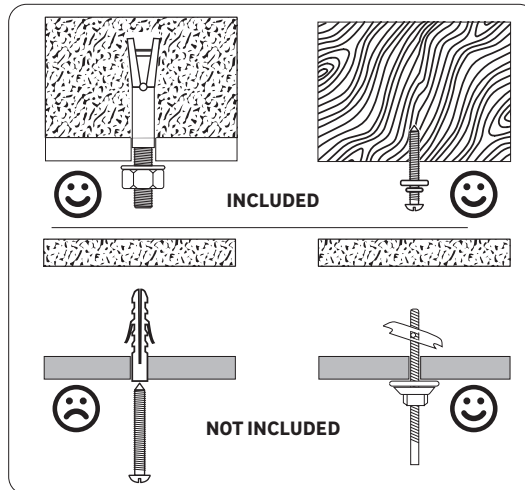
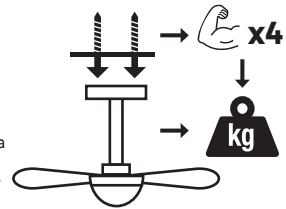
2



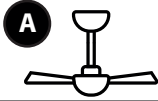
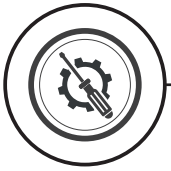
OR



FR - fixé avec une résistance suffisante pour résister à 4 fois le poids du ventilateur de plafond / **ES** - fijado con una resistencia suficiente para soportar 4 veces el peso del ventilador de techo / **PT** - fixado com uma resistência suficiente para suportar 4 vezes o peso do ventilador de teto / **IT** - fissato con una resistenza sufficiente per resistere a 4 volte il peso del ventilatore a soffitto / **GR** - στερεωμένο με επαρκή αντοχή για να αντέξει 4 φορές το βάρος του ανεμιστήρα οροφής / **PL** - przymocowany z wystarczającą wytrzymałością, aby wytrzymać 4 razy ciężar wentylatora sufitowego / **UA** - закріплення з достатньою міцністю, щоб витримати 4-кратний вагу стельового вентилятора / **RO** - fixat cu o rezistență suficientă pentru a rezista la 4 ori greutatea ventilatorului de tavan / **BR** - fixado com uma resistência suficiente para suportar 4 vezes o peso do ventilador de teto / **NL** - bevestigd met voldoende sterkte om 4 keer het gewicht van de plafondventilator te weerstaan / **DE** - mit ausreichender Festigkeit befestigt, um 4-mal das Gewicht des Deckenventilators zu tragen / **EN** - fixed with sufficient strength to withstand 4 times the weight of the ceiling fan

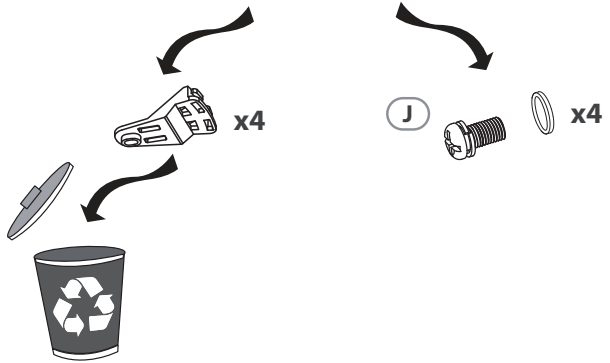
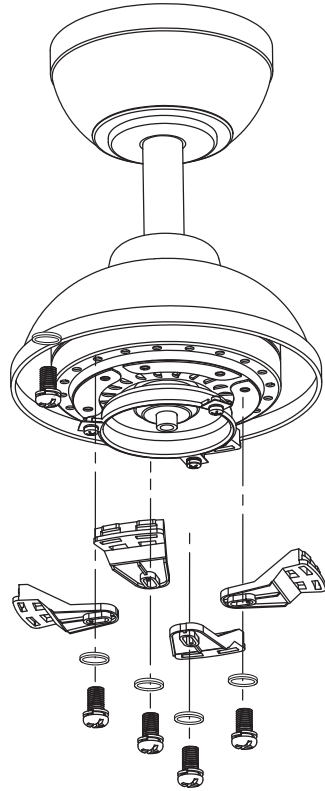
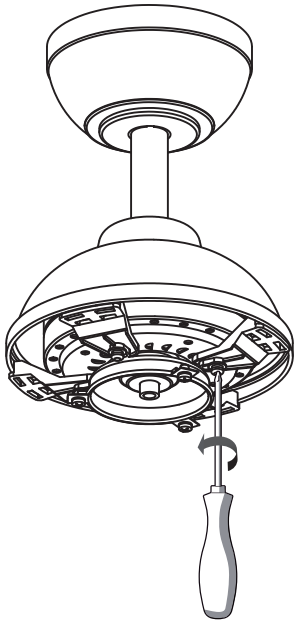


FR - Utiliser des vis et des chevilles adaptées à votre support. / **ES** - Utilice tacos y tornillos adecuados al soporte. / **PT** - Utilize buchas e parafusos adequado ao seu suporte. / **IT** - Utilizzare viti e tasselli adatti per il retro. / **GR** - Χρησιμοποιήστε βίδες και βύσματα που ταιριάζουν στην επιφάνεια στήριξης. / **PL** - Należy użyć śrub i kotków odpowiednich dla podłoża. / **UA** - Використовуйте гвинти та шканти, призначені для задньої поверхні. / **RO** - Utilizați șuruburi și dibluri adecvate pentru suportul dvs. / **BR** - Use parafusos e buchas adequados para seu suporte. / **NL** - Gebruik schroeven en pluggen die geschikt zijn voor uw ondergrond. / **DE** - Verwenden Sie für Ihre Unterlage geeignete Schrauben und Dübel. / **EN** - Use screws and dowels suited to your backing.



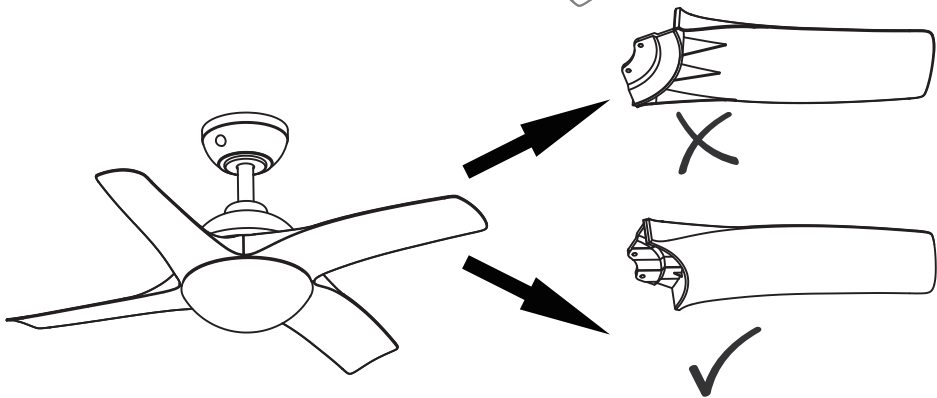


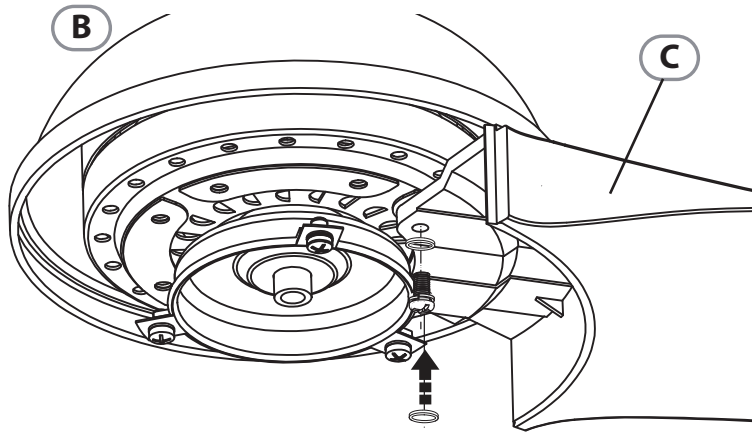
3

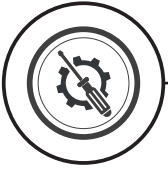
B



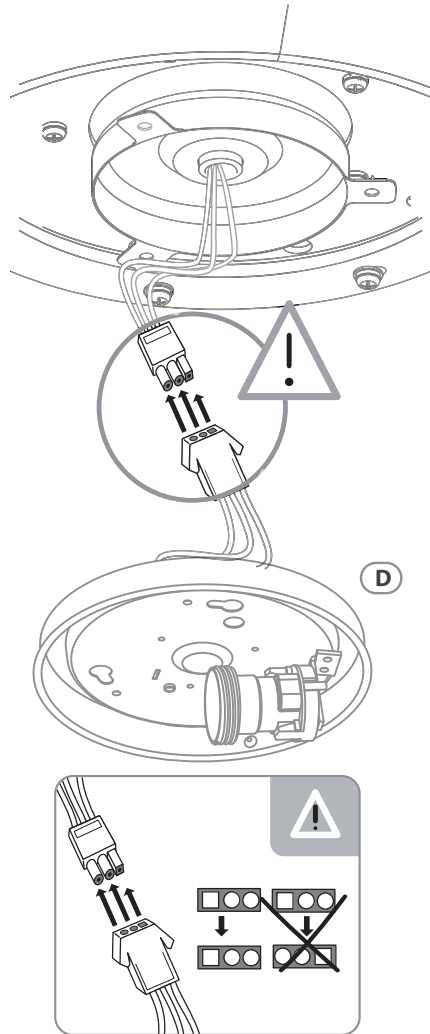
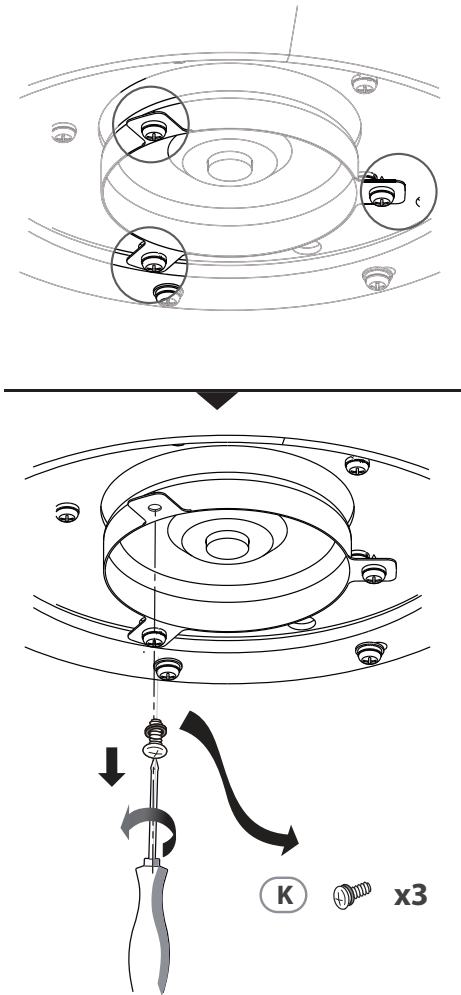


4



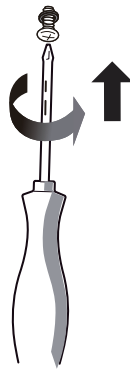
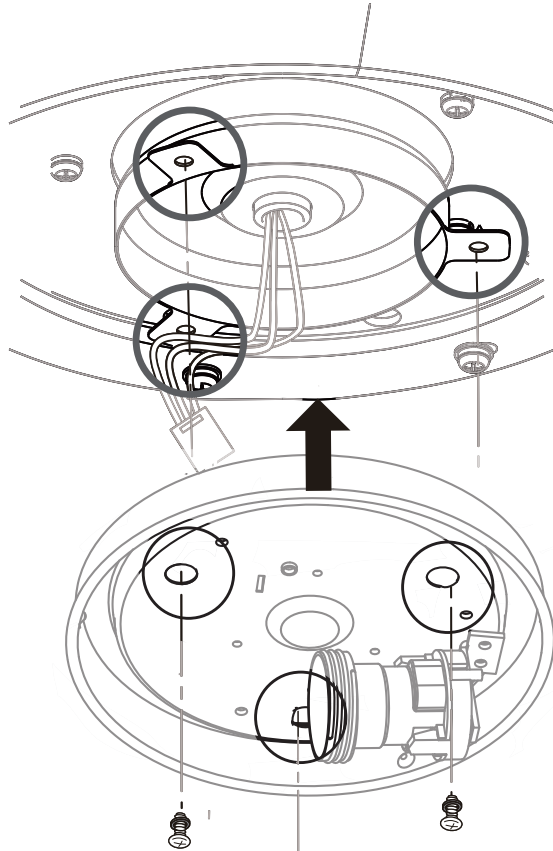


5





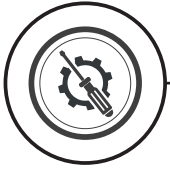
6





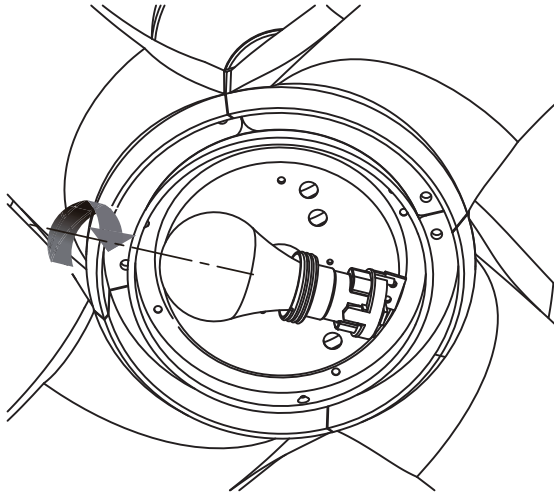
K



x3

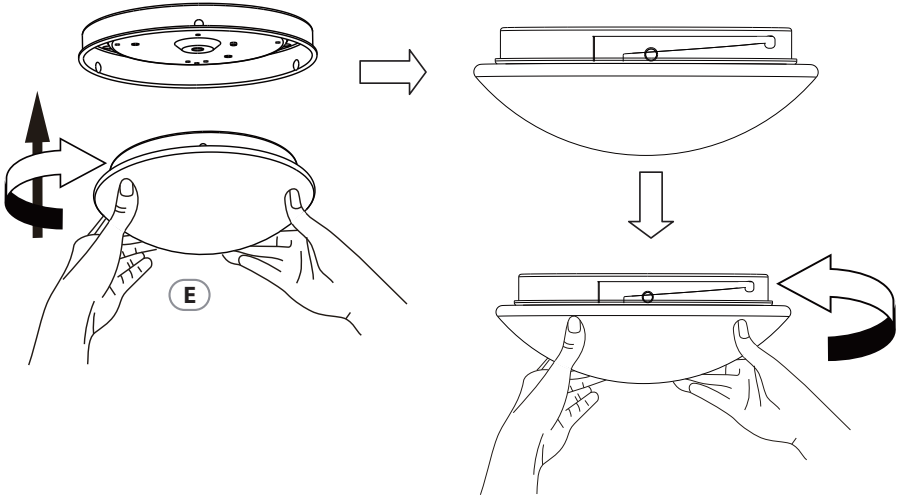


7

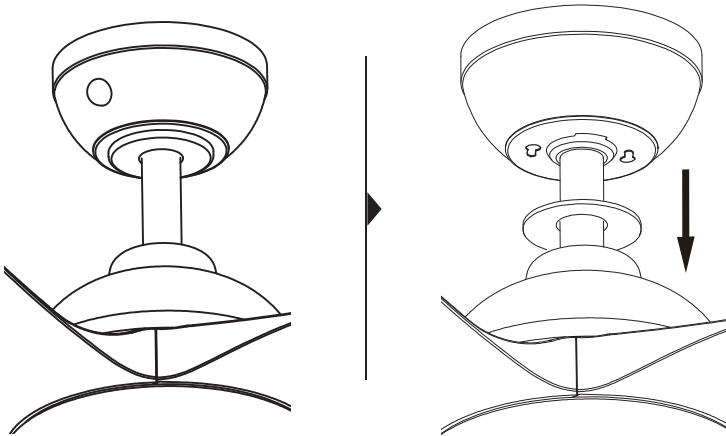




8

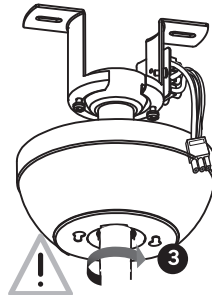
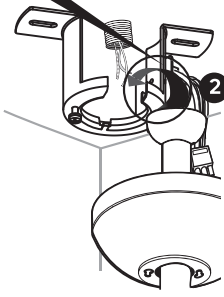
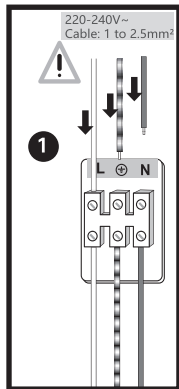


9





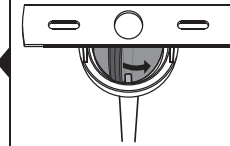
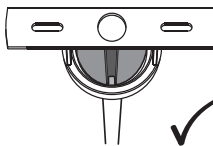
10



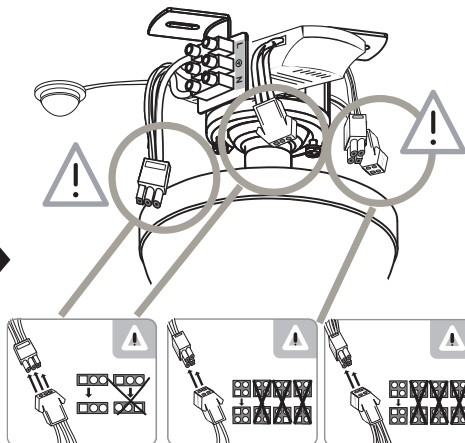
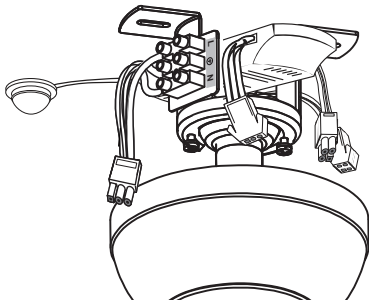
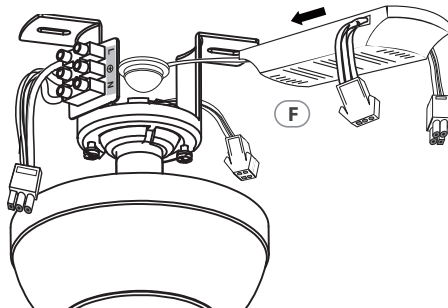
L=Marron/Marrón/Castanho/Marrone/
Корфе/Вразowy/Коричневый/Коңыр/
Коричневый/Maro/Castanho/Brown


N=Bleu/Azul/Azul/Blu/Μπλε/
Niebieski/Синий/Кек/
Синий/Albastru/Azul/Blue

⊕=Vert/Verde/Verde/Verde/
Πράσινο/Zielony/Зеленый/
Жасыл/Зеленый/Verde/
Verde/Green

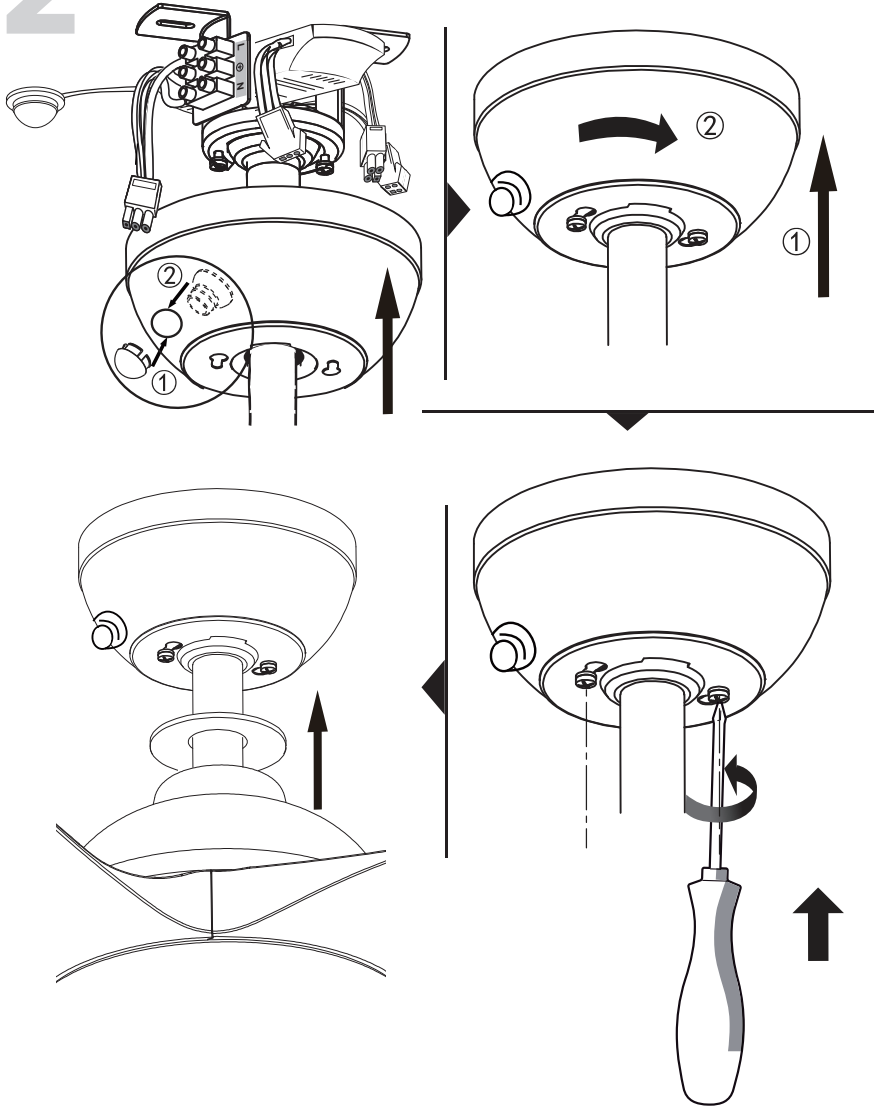


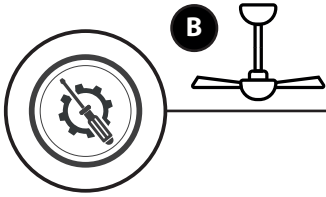
11






12

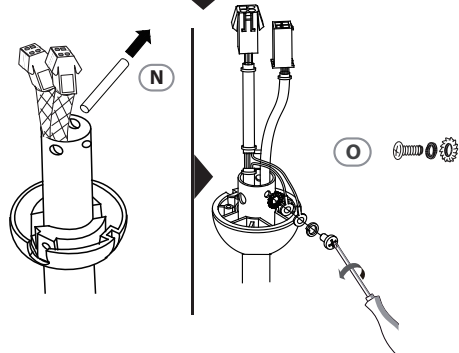
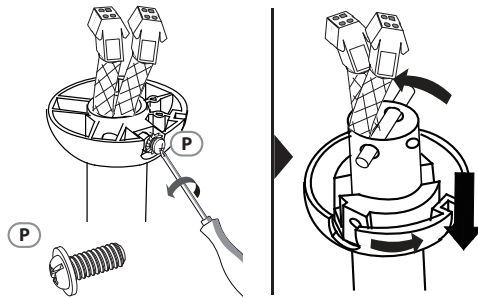
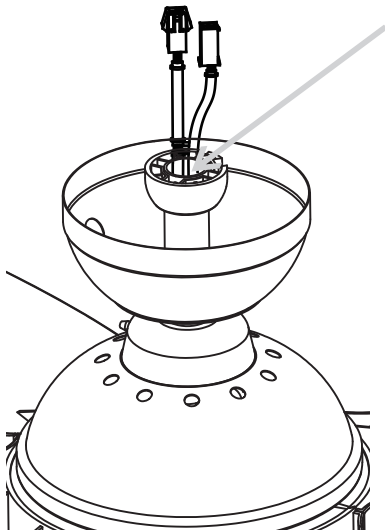





13

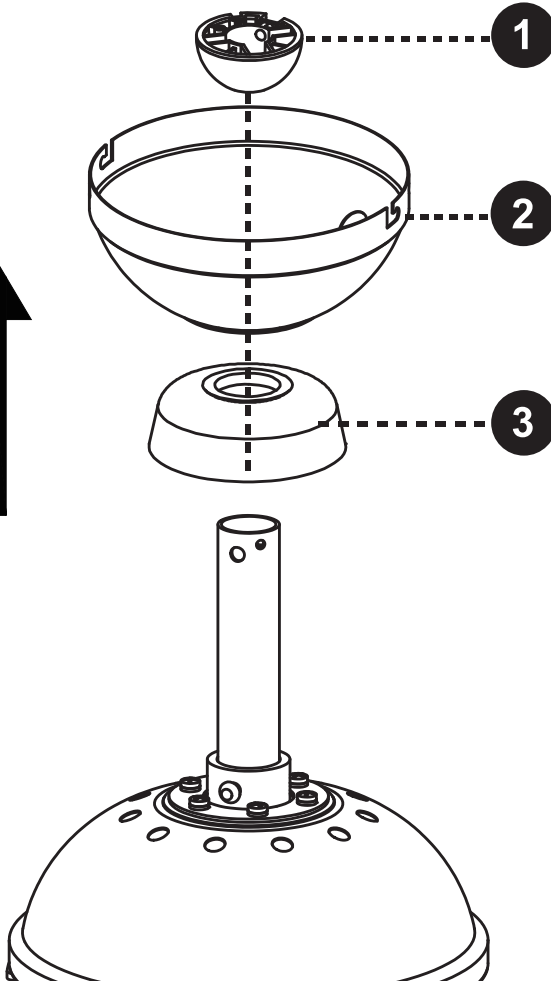


14



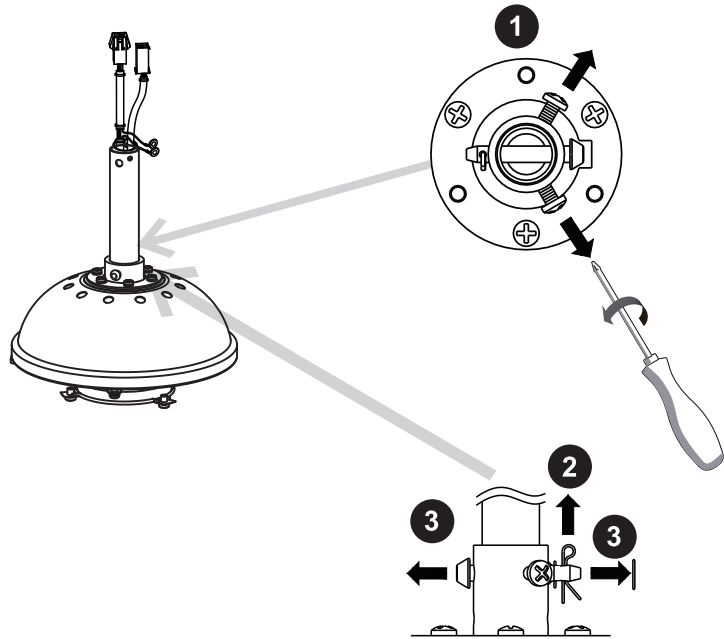


15

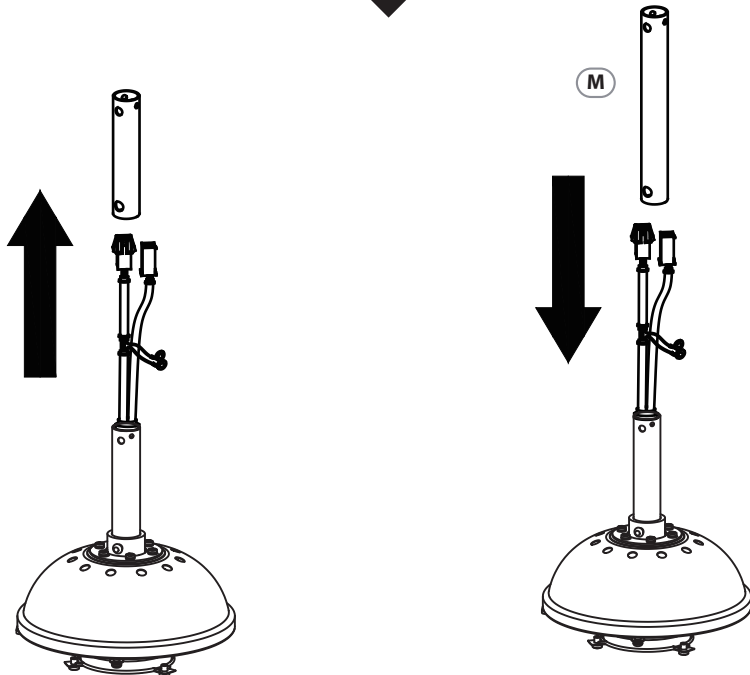




16

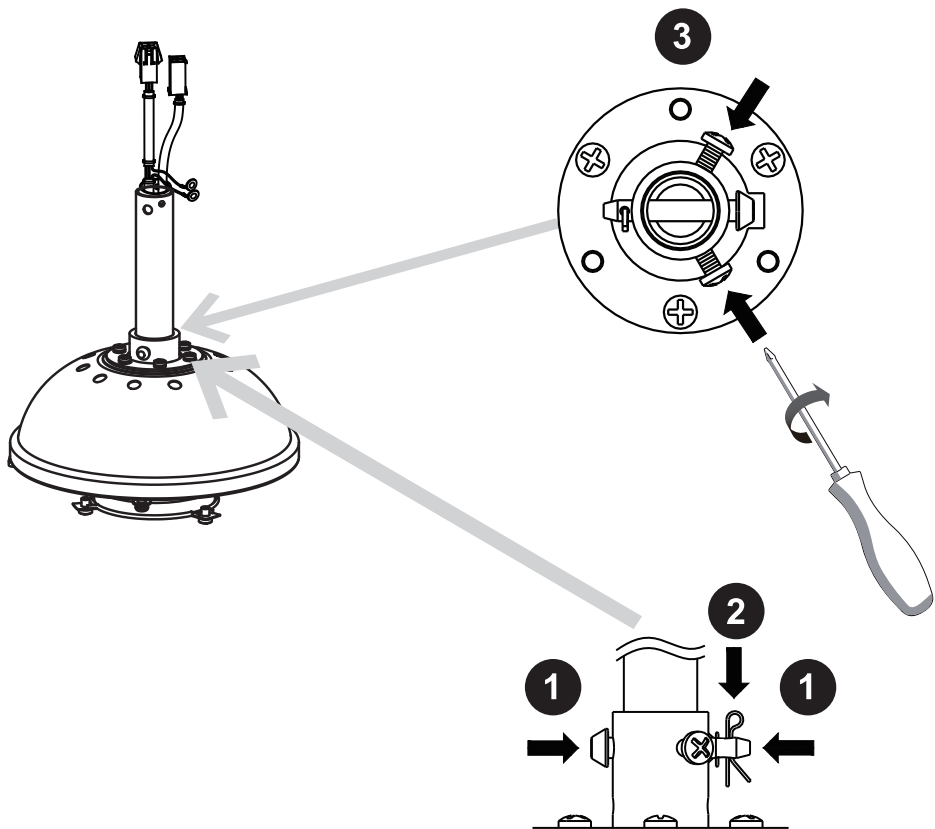


17



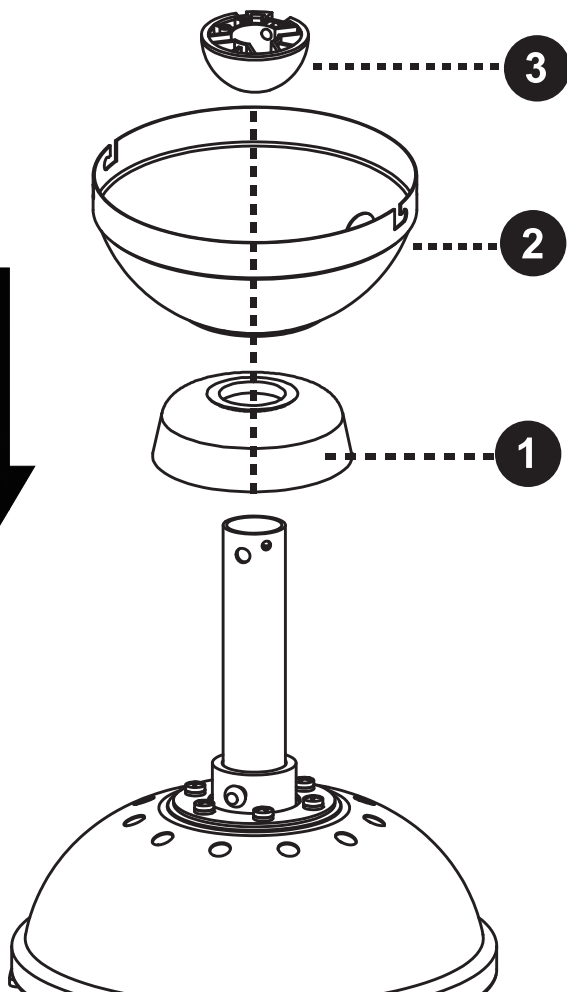


18



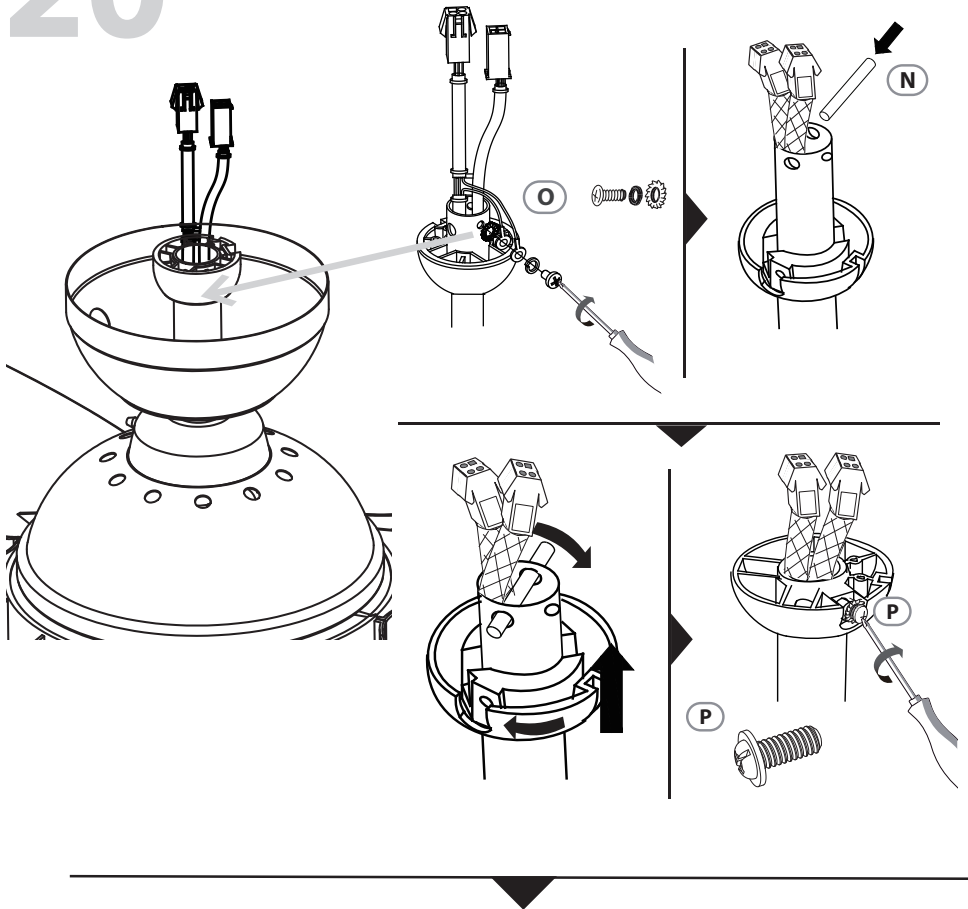


19





20

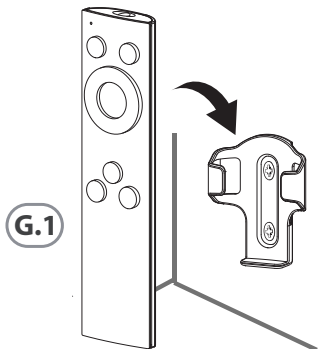
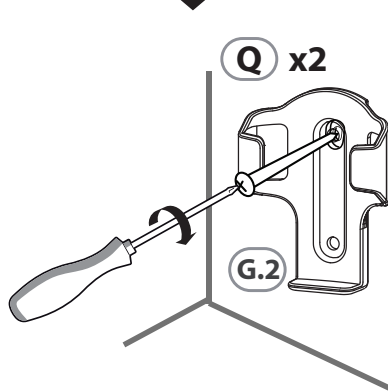
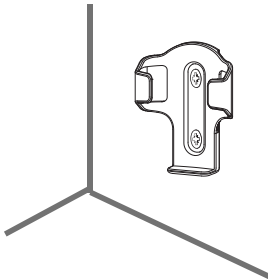
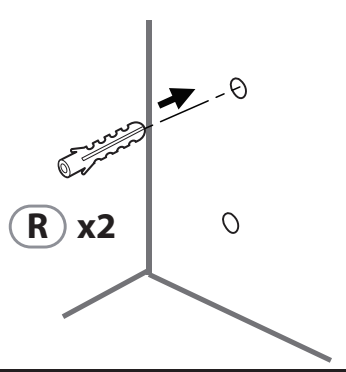
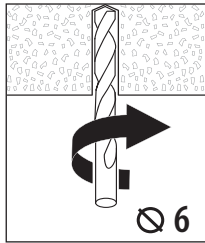


.....

*FR: voir page 9 - 16, étapes 3 - 13 / ES: ver página 9 - 16, pasos 3 - 13
PT: ver página 9 - 16, etapas 3 - 13 / IT: vedere pagina 9 - 16, passaggi 3 - 13
EL: δείτε σελίδα 9 - 16, βήματα 3 - 13 / PL: zobacz stronę 9 - 16, kroki 3 - 13
UA: див. стор. 9 - 16, кроки 3 - 13 / RO: vezi pagina 9 - 16, pași 3 - 13
BR: ver página 9 - 16, etapas 3 - 13 / NL: zie pagina 9 - 16, stappen 3 - 13
DE: siehe Seite 9 - 16, Schritte 3 - 13 / EN: see page 9 - 16, steps 3 - 13

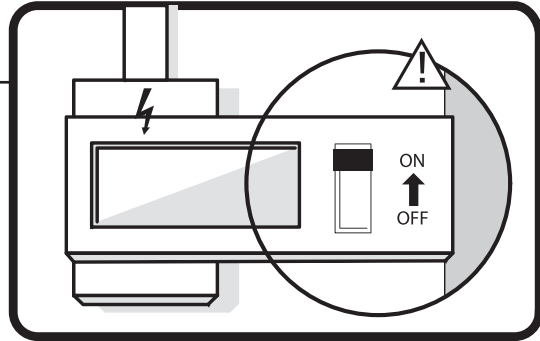



21





ON/OFF

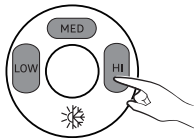


Lumière seulement/Solo luz/Apenas luz/Solo luce/Mόνο φως/ Tylko światło/ Тільки світло/Doar lumina/Alleen licht /Nur Licht/**Light only**

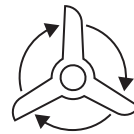


1

ON/OFF



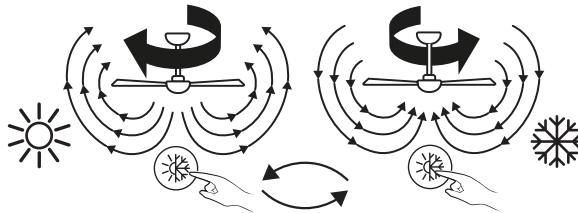
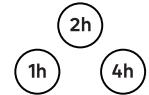
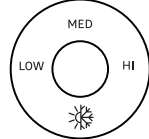
2



1 - 2 - 3

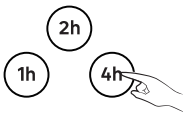


Vitesse/Velocidad/Velocidade/Velocità / Ταχύτητα/Prędkość/Швидкість/Vitezā /Snelheid/Geschwindigkeit/Speed



Été/Hiver- Verano/Invierno - Verão/Inverno - Estate/Inverno - Καλοκαίρι/Χειμώνας - Lato/Zima - Літо/Зима - Arã/Iarnã - Zomer/Winter - Sommer/Winter - Summer/Winter

↳ Inspire



1h - 2h - 4h ▶ OFF



Minuterie/Temporizador/ Χρονοδιακόπτης/Minutnik/ Таймер/Cronometru/Timer



Made in China
Країна походження: Китай

EU - ADEO Services - 135 Rue Sadi Carnot - CS00001 - 59790 RONCHIN - FRANCE
www.product-regulatory.adeoservices.com

UA Виробник: ТОВ "Адео Сервісез С.А.", вул. Саді Карно, CS 00001, 59790 Роншен, Франція.
Імпортер, суб'єкт господарювання, що відповідає за виконання гарантійних

BR LEROY MERLIN COMPANHIA
BRASILEIRA DE BRICOLAGEM CNPJ:
01.438.784/0001-05
Rua Pascoal Pais, nº. 525, 6º andar cj
61 a 64, Vila Cordeiro, São Paulo -SP.
CEP: 04581-060

ZA Imported by Adeo South Africa (PTY) LTD
T/A Leroy Merlin,
Hosted in Leroy Merlin Fourways Store
35 Roos Street, Witkoppen Ext 97,
Sandton, 2191 Johannesburg, Gauteng,

