









Version N° **Aug-18**

Issuing By: Crystal

date : 2018/9/4

| PRODUCTS IDENTIFICATION | | | |
|-------------------------|--|--------------------------|--|
| Supplier Reference(s) : | 701.001.001 | Supplier : | LETRIGHT |
| EAN 13 code | 3276000400653/3276000400646/3276000400639/3276000400622/3276000400615/3276000400608/3276000400592/327600400585 | | ZHEJIANG WHITE HORSE LEISURE PRODUCT CO.,LTD |
| Designation : | PARMA SLING FOLDING CHAIR | Factory(ies) / origin : | ZHEJIANG LISHUI CITY |
| Colors / finishing : | COLOR:COCKTAIL/FOREST/BLUE/BANANA/MOON/WHITE/LIGHT GREY/DARK GREY FINISHING:POWDER COATING | | |
| MDD : | NATERIAL | 1st date on the market : | |

| TCF CONTENT | |
|---|-------|
| <input type="checkbox"/> Technical sheet | Q5 |
| <input type="checkbox"/> Product conformity lab tests | Q3 |
| <input type="checkbox"/> Conformity declarations | Q1/2 |
| <input type="checkbox"/> REACH test report | Q2 |
| <input type="checkbox"/> Other test report | Q3 |
| <input type="checkbox"/> Exploded view | Q6 |
| <input type="checkbox"/> Assembly instruction | Q8 |
| <input type="checkbox"/> Maintenance instruction | Q8 |
| <input type="checkbox"/> Warranty leaflet | Q8 |
| <input type="checkbox"/> Technical drawings | Q6 |
| <input type="checkbox"/> Golden Sample | |
| <input type="checkbox"/> Product Marking / CE marking | Q8/Q3 |
| <input type="checkbox"/> Shipping marks | Q8 |
| <input type="checkbox"/> Packaging Packing Process file | Q7 |
| <input type="checkbox"/> Palletization plan | Q7 |
| <input type="checkbox"/> Other packaging documents | Q7 |
| <input type="checkbox"/> Artworks | Q8 |
| <input type="checkbox"/> | Q7 |
| <input type="checkbox"/> Packaging tests | Q8 |

| PHOTO (S) | | | | | |
|---|-----------|---------------|---------------|------------|---|
| Photo | Atlas No. | EAN | Supplier Ref. | Color | Description |
|  | 847911 | 3276000400653 | 701.001.001 | COCKTAIL | NATERIAL EMYS ORIGAMI CHAIR STEEL TEXT 2X1 COCKTAIL |
|  | 847912 | 3276000400646 | 701.001.001 | FOREST | NATERIAL EMYS ORIGAMI CHAIR STEEL TEXT 2X1 FOREST |
|  | 847913 | 3276000400639 | 701.001.001 | BLUE | NATERIAL EMYS ORIGAMI CHAIR STEEL TEXT 2X1 BLUE |
|  | 847914 | 3276000400622 | 701.001.001 | BANANA | NATERIAL EMYS ORIGAMI CHAIR STEEL TEXT 2X1 BANANA |
|  | 847915 | 3276000400615 | 701.001.001 | MOON | NATERIAL EMYS ORIGAMI CHAIR STEEL TEXT 2X1 MOON |
|  | 847916 | 3276000400608 | 701.001.001 | WHITE | NATERIAL EMYS ORIGAMI CHAIR STEEL TEXT 2X1 WHITE |
|  | 847917 | 3276000400592 | 701.001.001 | LIGHT GREY | NATERIAL EMYS ORIGAMI CHAIR STEEL TEXT 2X1 LIGHT GREY |
|  | 847918 | 3276000400585 | 701.001.001 | DARK GREY | NATERIAL EMYS ORIGAMI CHAIR STEEL TEXT 2X1 DARK GREY |

| | D (cm) | W (cm) | H (cm) | NW (kg) | Assembling type | FSC / PEFC | TFT | CE marking | Bach number on the product | Registered products |
|---------|--------|--------|--------|---------|--|------------|-----|------------|----------------------------|---------------------|
| Type 1 | 485 | 41.5 | 84 | 2.9 | KIT <input checked="" type="checkbox"/> assembled <input type="checkbox"/> | no | no | no | no | no |
| Type 2 | | | | | KIT <input type="checkbox"/> assembled <input type="checkbox"/> | | | | | |
| Type 3 | | | | | KIT <input type="checkbox"/> assembled <input type="checkbox"/> | | | | | |
| Type 4 | | | | | KIT <input type="checkbox"/> assembled <input type="checkbox"/> | | | | | |
| t [+/-] | +/-2% | +/-2% | +/-2% | | | | | | | |

PARMA SLING FOLDING CHAIR

PRODUCT COMPOSITION DETAILS

| Code | Type of elements | QTY | Material | | Covering / veneer / finishing | |
|------|------------------|-----|---|------------------------------|-------------------------------|---------------------|
| | | | Type : for wooden parts don't forget to fill in the sheet 4 | Characteristics / dimensions | | |
| 1 | BACK CLOTH | 1 | | TEXTILENE 2X1 | | SEWING |
| 2 | SEAT CLOTH | 1 | | TEXTILENE 2X1 | | SEWING |
| 3 | LEG TUBE | 2 | | STEEL | | POWDER COATING |
| 4 | SUPPORTING TUBE | 2 | | STEEL | | POWDER COATING |
| 5 | SEAT TUBE | 1 | | STEEL | | POWDER COATING |
| 6 | GALVANIZED SCREW | 4 | | STEEL | | GALVANIZED IN BLACK |
| 7 | NUTS | 4 | | STEEL | | GALVANIZED IN BLACK |
| 8 | WASHER | 4 | | STEEL | | GALVANIZED IN BLACK |
| 9 | FOOT CAP | 4 | | PLASTIC PP | | BLACK |
| 10 | SCREW CAP | 4 | | PLASTIC PE | | BLACK |
| 11 | NUTS CAP | 4 | | PLASTIC PE | | BLACK |
| | | | | | | |
| | | | | | | |
| | | | | | | |
| | | | | | | |

Exploded view / Numbered view (or photo)

Maxi loads on the Tops, shelves and extractables

Technical Drawing Line

701.001.001
UNIT:MM



EXPLODED DRAWING

